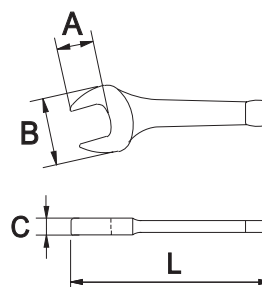


FICHA TÉCNICA

LLAVE FIJA DE GOLPE









mm







cod.	Hex	L	A	B	C	Kp
67423	17	125	19	41	12	0.1
67424	19					
67425	21	135	22	46		0.2
67426	22					
60871	24	150	24	50	15	0.4
60903	26	175	27	60		
60872	27					
60873	30	190	30	65	16	0.6
60874	32		32			
67427	34	200	34	70	17	0.7
60875	36	210	36	75		
67428	38	220	38	80	18	0.8
60876	41	230	41	90		0.8
60877	46	250	46	100	20	1.5
60878	50	280	50	110	21	2.0
60879	55	300	55	120	23	
60880	60	320	60	130		23
60927	65	340	65	140	28	5.0
60928	70	370	70	160	29	
60929	75	380	75			29
60930	80	400	85	175	32	7.0
60931	85					

cod.	Hex	L	A	B	C	Kp
60932	90	450	95	195	36	10
60933	95					11
60934	100	490	105	230	43	14
60935	105					
60936	110	500	115	230	45	19
60937	115					
60938	120					
67429	125	550	125	250	50	24
67430	130		135			
67431	135					
67432	140	650	145	290	55	24
67433	145					
67434	150					







DIN 133

inches

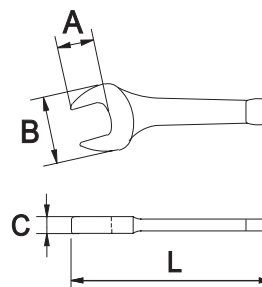
cod.						
67437	3/4"	125	12	41	7	0.1
67438	7/8"	135		47		
67439	15/16"	150		50	8	0.2
60966	1"	165	14	60	9	0.4
60967	1.1/16"					
67440	1.1/8"					
60968	1.3/16"	190	16	70	10	0.6
60969	1.1/4"					
67441	1.5/16"					
67442	1.3/8"	210	17	75	12	0.7
67443	1.7/16"					
67444	1.1/2"	220	18	80	12	0.8
67445	1.9/16"					
60970	1.5/8"	230	19	90	12	0.9
67446	1.11/16"					
67447	1.3/4"	250	20	100	13	1.2
60971	1.13/16"					
67448	1.7/8"					
67449	1.15/16"	280	21	110	14	1.4
60972	2"					
67450	2.1/16"	310	23	120	14	1.8
67451	2.1/8"					
67452	2.3/16"					
67453	2.1/4"	320	24	130	15	2.1
67454	2.5/16"					
60973	2.3/8"					
67455	2.7/16"	330	26	140	17	3.6
67456	2.3/8"					
60974	2.7/16"					
67457	2.1/2"	330	26	140	17	3.6
67458	2.11/16"					
60975	2.3/4"					

cod.						
67459	2.13/16"	330	26	140	17	3.6
67460	2.7/8"	340	28	150	18	4
60976	2.15/16"					
60977	3"	360	29	160	19	5.5
67461	3.1/16"					
60978	3.1/8"					
67462	3.1/4"	360	29	160	19	5.5
67463	3.5/16"					
67464	3.3/8"	400	33	185	22	7
67465	3.7/16"					
67466	3.1/2"					
67467	3.9/16"	400	33	185	22	7
67468	3.5/8"					
67469	3.11/16"	430	40	200	24	11
60979	3.3/4"					
67470	3.13/16"					
67471	3.7/8"	430	40	200	24	11
67472	3.15/16"					
60980	4"	500	45	240	25	14
67473	4.1/16"					
60981	4.1/8"					
67474	4.3/16"	500	45	240	25	14
67475	4.1/4"					
67476	4.5/16"	550	50	250	27	16
67477	4.3/8"					
60982	4.1/2"					
67478	4.9/16"	550	50	250	27	16
67479	4.5/8"					
67480	4.11/16"	550	50	250	27	16
67481	4.3/4"					
67482	4.13/16"					
67483	4.7/8"	550	50	250	27	16

inches

cod.						
67484	4.15/16"	550	50	250	27	16
67485	5"					
67486	5.1/4"			270	30	18
67487	5.5/16"					
67488	5.3/8"					
67489	5.1/2"					
67490	5.3/4"	650	55	290	32	24
67491	6"					

DIN 133



MATERIAL	CROMO VANADIO
DUREZA	de 17mm a 46mm: 34 – 40 HRC de 50mm 150mm: 30 – 36 HRC
ACABADO	FOSFATADO

