

INOX SOCKET WRENCHES



EGA Master has developed a new range of stainless steel tools to provide solutions on safety and technologically advanced applications.

420* stainless steel contributes to avoid contaminations, rusting and complying with clean room environment requirements.

Available in both mm and inch



1. Available in 1/4", 3/8", 1/2", and 3/4" drive square ranges for manual sockets.



2. Available in both metric (mm) and imperial (inch) sizes, with 6-point and 12-point configurations.

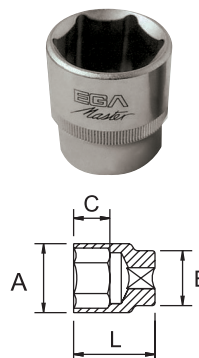


2. Avoid contamination in other materials and the tendency to rusting

1/4"

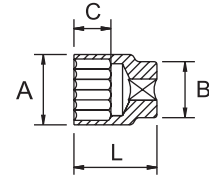
STANDARD MM 6PT

COD.	AF mm	L (mm)	A (mm)	B (mm)	C (mm)	Pt	g
38235	4	23	7	12	15	6	20
38236	5		8				
38237	6		10				
38238	7		12				
38239	8		15				
38240	9		17				
38241	10	25	15	17	17	40	
38242	11		17				
38243	12		19				
38244	13		19				
38245	14		20				



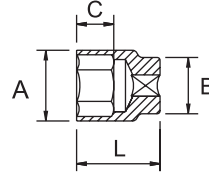
STANDARD MM 12PT

COD.	AF mm	L (mm)	A (mm)	B (mm)	C (mm)	Pt	g
38403	4	23	7	12	15	12	20
38404	5		8				
38405	6		10				
38406	7		12				
38407	8		15				
38408	9	25	15	17	17	40	30
38409	10		15				
38410	11		17				
38411	12		17				
38412	13	25	19	19	17	50	50
38413	14		20				



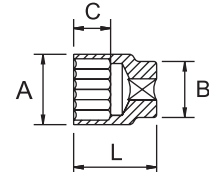
STANDARD INCH. 6PT

COD.	AF inch	L (mm)	A (mm)	B (mm)	C (mm)	Pt	g
38246	3/16	23	9	12	15	6	20
38247	7/32		9				
38248	1/4		10				
38249	5/16		12				
38250	3/8		15				
38251	7/16	25	17	17	17	40	30
38252	1/2		19				
38253	9/16		21				



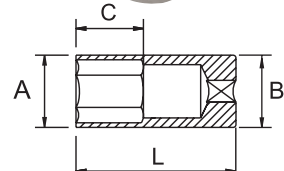
STANDARD INCH. 12PT

COD.	AF inch	L (mm)	A (mm)	B (mm)	C (mm)	Pt	g
38414	3/16	23	9	12	15	12	20
38415	7/32		9				
38416	1/4		10				
38417	5/16		12				
38418	3/8		15				
38419	7/16	25	17	17	17	40	30
38420	1/2		19				
38421	9/16		21				





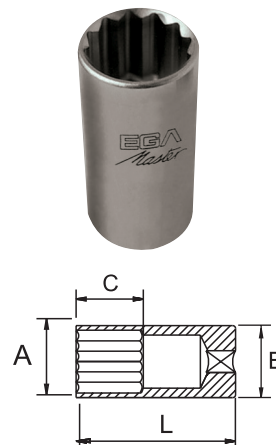
LONG PATTERN MM 6PT

COD.	AF mm	L (mm)	A (mm)	B (mm)	C (mm)	Pt	g
38254	4	50	12	12	13	6	30
38255	5						
38256	6						
38257	7						
38258	8						
38259	9	50	15	15	13	6	40
38260	10		17				
38261	11		17				
38262	12		19				
38204	13	50	19	19	13	6	50
38263	14		21				





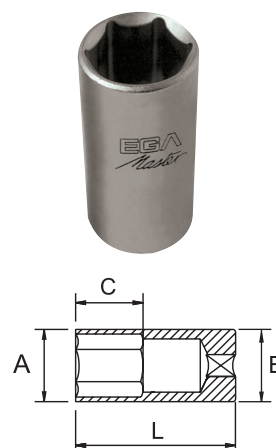
LONG PATTERN MM 12PT

COD.		L (mm)	A (mm)	B (mm)	C (mm)	Pt	
38422	4	50	12	12	13	12	30
38423	5						
38424	6						
38425	7						
38426	8						
38427	9		15	15			
38428	10		17	17			
38429	11		19	19			
38430	12		21	21			
38431	13						
38432	14						50
							60
							80





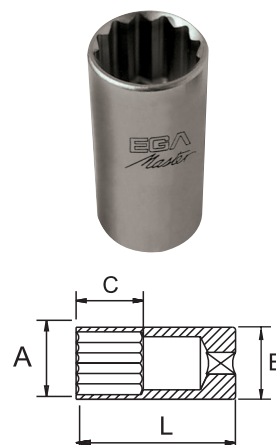
LONG PATTERN INCH. 6PT

COD.		L (mm)	A (mm)	B (mm)	C (mm)	Pt					
38264	3/16	50	12	12	13	6	30				
38265	7/32										
38266	1/4										
38267	5/16		15	15							
38268	3/8		17	17							
38269	7/16		19	19							
38270	1/2		21	21							
38271	9/16										50
											60
											90



LONG PATTERN INCH. 12PT

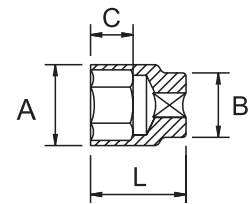
COD.		L (mm)	A (mm)	B (mm)	C (mm)	Pt					
38433	3/16	50	12	12	13	12	30				
38434	7/32										
38435	1/4										
38436	5/16		15	15							
38437	3/8		17	17							
38438	7/16		19	19							
38439	1/2		21	21							
38440	9/16										50
											60
											90



3/8"

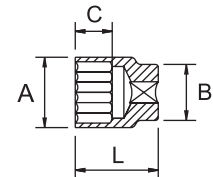
STANDARD MM 6PT

COD.	AF mm	L (mm)	A (mm)	B (mm)	C (mm)	Pt	g
38274	6	31	11	21	20	6	40
38275	7		12				
38276	8		13				
38277	9		14				
38278	10		15				
38279	11		16				
38280	12	34	17	22	22	90	
38281	13		18				
38282	14		21				
38283	15		22				
38284	16		24				
38285	17		24				
38286	19	38	26	25	22	110	
38287	20		27				
38288	22		30				



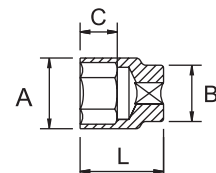
STANDARD MM 12PT

COD.	AF mm	L (mm)	A (mm)	B (mm)	C (mm)	Pt	g
38443	6	31	11	21	20	12	40
38444	7		12				
38445	8		13				
38446	9		14				
38447	10		15				
38448	11		16				
38449	12	34	17	22	22	90	
38450	13		18				
38451	14		21				
38452	15		22				
38453	16		24				
38454	17		24				
38455	19	38	26	25	22	110	
38456	20		27				
38457	22		30				



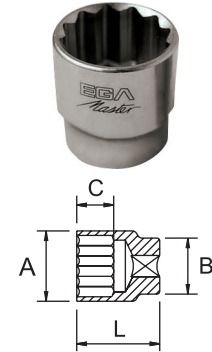
STANDARD INCH. 6PT

COD.	AF Inch	L (mm)	A (mm)	B (mm)	C (mm)	Pt	g		
38289	1/4	31	11	21	20	6	30		
38290	5/16		13						
38291	3/8		15						
38292	7/16		16						
38293	1/2		18						
38294	9/16		21						
38295	5/8	34	22	22	22	90			
38296	11/16		24						
38297	3/4		26						
38298	13/16		28				25	22	120
38616	1		36						



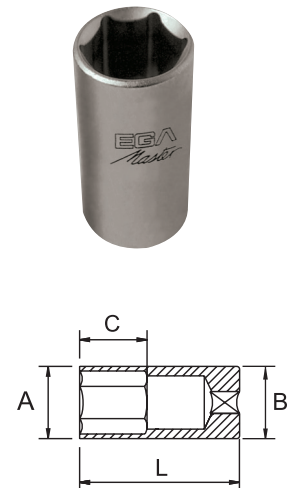
STANDARD INCH. 12PT

COD.	AF ^{inch}	L (mm)	A (mm)	B (mm)	C (mm)	Pt	g
38458	1/4		11				30
38459	5/16		13				40
38460	3/8	31	15	21			50
38461	7/16		16				
38462	1/2		18		20		70
38463	9/16		21			12	
38464	5/8		22	22			90
38465	11/16	34	24	24			100
38466	3/4		26				110
38467	13/16	38	28	25	22		120
38468	1	40	36	25	24		130



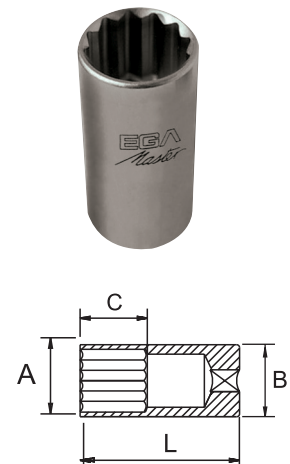
LONG PATTERN MM 6PT

COD.	AF ^{mm}	L (mm)	A (mm)	B (mm)	C (mm)	Pt	g
38301	6		11				
38302	7	60	12				
38303	8		13				
38304	9		14				
38305	10		15	21			110
38306	11	65	16				
38307	12		17		21		
38308	13		18			6	
38309	14		21				
38310	15		22	22			120
38311	16						
38312	17	70	24	24			140
38313	19		26				160
38314	20		27	25			
38315	22		30		26		200



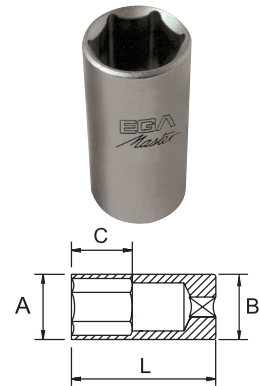
LONG PATTERN MM 12PT

COD.	AF ^{mm}	L (mm)	A (mm)	B (mm)	C (mm)	Pt	g
38470	6		11				
38471	7	60	12				
38472	8		13				
38473	9		14				
38474	10		15	21			110
38475	11	65	16				
38476	12		17		21		
38477	13		18			12	
38478	14		21				
38479	15		22	22			120
38480	16						
38481	17	70	24	24			140
38482	19		26				160
38483	20		27	25			
38484	22		30		26		200



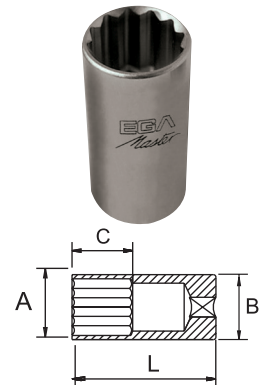
LONG PATTERN INCH. 6PT

COD.	AP ^{inch}	L (mm)	A (mm)	B (mm)	C (mm)	Pt	g
38316	1/4	60	11	21	21	6	110
38317	5/16		13				
38318	3/8		15				
38319	7/16	65	16	25	26	6	120
38320	1/2		18				
38321	9/16		21				
38322	5/8	70	22	25	26	6	140
38323	11/16		24				
38324	3/4		26				
38325	13/16	70	28	25	26	6	200
38619	1		36				



LONG PATTERN INCH. 12PT

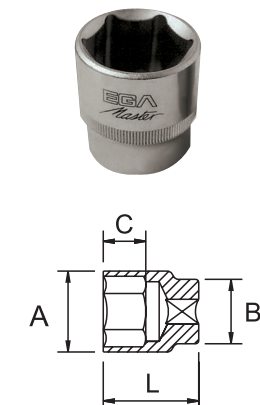
COD.	AP ^{inch}	L (mm)	A (mm)	B (mm)	C (mm)	Pt	g
38485	1/4	60	11	21	21	12	110
38486	5/16		13				
38487	3/8		15				
38488	7/16	65	16	25	26	12	120
38489	1/2		18				
38490	9/16		21				
38491	5/8	70	22	25	26	12	140
38492	11/16		24				
38493	3/4		26				
38494	13/16	70	28	25	26	12	200
38620	1		36				



1/2"

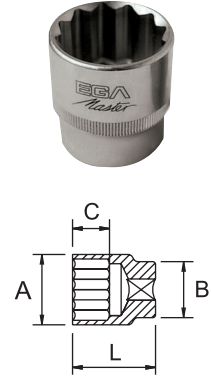
STANDARD MM 6PT

COD.	AP ^{mm}	L (mm)	A (mm)	B (mm)	C (mm)	Pt	g
38326	6	38	12	24	23	6	40
38327	7		13				
38328	8		14				
38329	9		15				
38330	10		16				
38331	11		18				
38332	12		19				
38187	13		20				
38333	14		21				
38334	15		24				
38335	16	40	25	26	26	6	50
38188	17		25				
38336	18		26				
38189	19		27				
38337	20		28				
38338	21		29				
38190	22		30				
38339	23		32				
38198	24		33				
38340	25		36				
38341	26	43	37	28	28	6	60
38199	27		37				
38342	28		38				
38343	29		40				
38221	30		43				
38222	32		43				
38223	36		50				



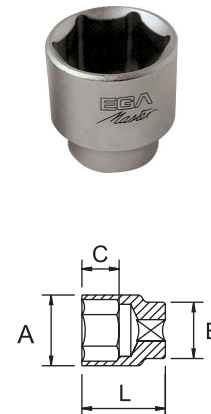
STANDARD MM. 12PT

COD.	AF mm	L (mm)	A (mm)	B (mm)	C (mm)	Pt	g
38495	6		12				60
38496	7		13				55
38497	8		14				58
38498	9		15				60
38499	10		16	24			70
38500	11		18				80
38501	12		19				80
38502	13		20				110
38503	14		21				150
38504	15		24				160
38505	16	38	25	25			170
38506	17		26				190
38507	18		27				200
38508	19		28		23	12	230
38509	20		29	26			230
38510	21		30				230
38511	22		32				230
38512	23		33				230
38513	24		36	28			230
38514	25		37	29			230
38515	26		38	30			230
38516	27		40	31			230
38517	28	40	43	32			230
38518	29		50	37			230
38519	30						230
38520	32						230
38521	36	43					230



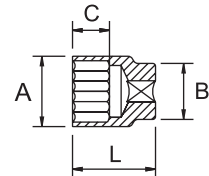
STANDARD INCH. 6PT

COD.	AF inch	L (mm)	A (mm)	B (mm)	C (mm)	Pt	g
38344	1/4		12				40
38345	5/16		13				50
38346	3/8		15				60
38347	7/16		16	24			70
38348	1/2		19				80
38349	9/16		20				90
38350	19/32		22				110
38351	5/8	38	24				110
38352	11/16		25				150
38353	3/4		27				160
38354	25/32		28	25	23	6	170
38355	13/16		29				170
38356	7/8		30				190
38357	15/16		33	26			190
38358	1		35	28			190
38359	1.1/16		36	29			190
38360	1.1/8	40	40	31			230
38361	1.3/16		43	32			230
38362	1.1/4		50	37			230
38363	1.7/16	43					230



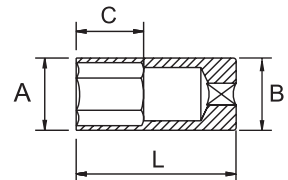
STANDARD INCH. 12PT

COD.	AF inch	L (mm)	A (mm)	B (mm)	C (mm)	Pt	g
38522	1/4		12				40
38523	5/16		13				50
38524	3/8		15				
38525	7/16		16	24			60
38526	1/2		19				
38527	9/16		20				
38528	19/32		22				70
38529	5/8	38	24				
38530	11/16		25				80
38531	3/4		27			12	
38532	25/32		28	25	23		90
38533	13/16		29				
38534	7/8		30				110
38535	15/16		33	26			150
38536	1		35	28			160
38537	1.1/16		36	29			170
38538	1.1/8	40	40	31			190
38539	1.3/16						
38540	1.1/4		43	32			230
38541	1.7/16	43	50	37			300



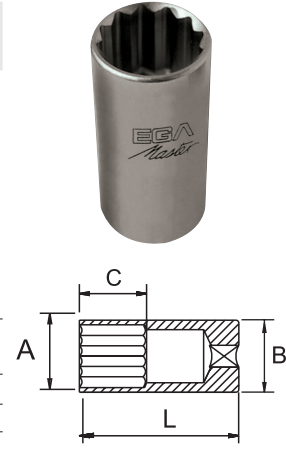
LONG PATTERN MM 6PT

COD.	AF mm	L (mm)	A (mm)	B (mm)	C (mm)	Pt	g
38364	6		12				
38365	7		13				
38366	8		14				
38367	9		15				
38368	10		16	24			160
38369	11		18				
38370	12		19		29		
38371	13		20				
38372	14		21				
38373	15		24				170
38374	16		25	25			180
38224	17		26				190
38375	18		27			6	
38205	19	85	28				220
38376	20		29	26			
38377	21		30				230
38225	22		32				250
38378	23		33	27			270
38226	24		35	28			330
38379	25		36	29	32		340
38380	26		38	30			360
38227	27		40	31			370
38381	28		43	32			
38382	29		50	37			390
38228	30						
38229	32						
38230	36						



LONG PATTERN MM 12PT

COD.	AF mm	L (mm)	A (mm)	B (mm)	C (mm)	Pt	g				
38542	6	85	12	24	29	12	160				
38543	7		13								
38544	8		14								
38545	9		15								
38546	10		16								
38547	11		18								
38548	12		19								
38549	13		20								
38550	14		21								
38551	15		24					26	32	12	170
38552	16		25								
38553	17		26								
38554	18		27								
38555	19		28								
38556	20		29								
38557	21		30	27	32	12	220				
38558	22		32								
38559	23		33								
38560	24		35								
38561	25		36								
38562	26		38								
38563	27		40								
38564	28		43								
38565	29		50	37	390						



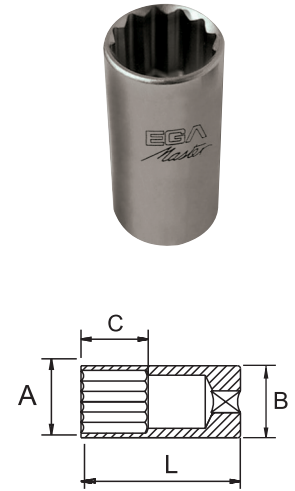
LONG PATTERN INCH. 6PT

COD.	AF inch	L (mm)	A (mm)	B (mm)	C (mm)	Pt	g				
38383	1/4	85	12	24	29	6	160				
38384	5/16		13								
38385	3/8		15								
38386	7/16		18								
38387	1/2		19								
38388	9/16		21								
38389	19/32		24					26	32	6	180
38390	5/8		26								
38391	11/16		27								
38392	3/4		28								
38393	25/32		29								
38394	13/16		30								
38395	7/8		33	28	32	6	190				
38396	15/16		35								
38397	1		36								
38398	1.1/16		40								
38399	1.1/8		43								
38400	1.3/16		50					37	390		
38401	1.1/4										
38402	1.7/16										



LONG PATTERN INCH. 12PT

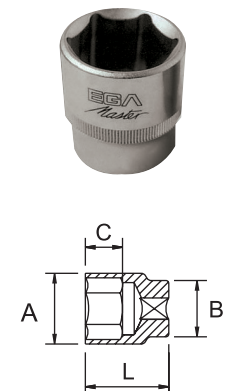
COD.	AF ^{inch}	L (mm)	A (mm)	B (mm)	C (mm)	Pt	g								
38569	1/4	85	12	24	29	12	160								
38570	5/16		13				26	32	170						
38571	3/8		15						32	35	180				
38572	7/16		18								35	37	190		
38573	1/2		19										37	39	220
38574	9/16		21												39
38575	19/32		24	41	43	270									
38576	5/8		26			43	45	330							
38577	11/16		27					45	47	350					
38578	3/4		28							47	49	370			
38579	25/32		29									49	51	390	
38580	13/16		30											51	53
38581	7/8	33	53	55	390										
38582	15/16	35			55	57	390								
38583	1	36					57	59	390						
38584	1.1/16	40							59	61	390				
38585	1.1/8	43									61	63	390		
38586	1.3/16	44											63	65	390
38587	1.1/4	50	65	67											390
38588	1.7/16	50			67	69									390



3/4"

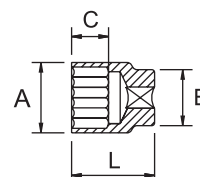
STANDARD MM 6PT

COD.	AF ^{mm}	L (mm)	A (mm)	B (mm)	C (mm)	Pt	g											
38671	17	50	28	30	14	6	240											
38672	19		30	33			15	250										
38673	21		32	36					17	260								
38674	22		33								38	24	280					
38675	23		34											40	30	320		
38676	24		36														42	33
38677	26		38		44	36												
38678	27		39				46	39										
38679	28		40	48					41	580								
38680	29		42								50	43	700					
38681	30		44											55	45	900		
38682	32		46														60	47
38683	36	50	70		49	1150												
38684	38	55					75	51										
38685	41	65		80					53	1150								
38686	46	70									85	55	1150					
38687	50	75												90	57	1150		
38688	55	80															95	59
38689	60	80	100		61	1150												



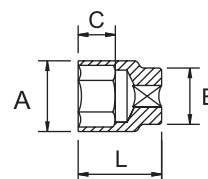
STANDARD MM 12PT

COD.	AP mm	L (mm)	A (mm)	B (mm)	C (mm)	Pt	g		
38709	17	50	28	30	14	12	240		
38710	19		30	33					
38711	21		32						
38712	22		33	15					
38713	23		34	36				17	
38714	24		36						
38715	26		38						
38716	27		39						
38717	28		40	24					
38718	29		42	38				260	
38719	30	55	44	26	280	320			
38720	32		50	42			29		
38721	36		43	43			31		
38722	38		55	34			500		
38723	41		65	55			45	600	
38724	46		70	60			37	700	
38725	50		70	70			38	900	
38726	55		75	75			48	40	1050
38727	60		80	80			45	45	1150



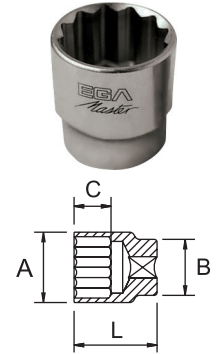
STANDARD INCH. 6PT

COD.	AP inch	L (mm)	A (mm)	B (mm)	C (mm)	Pt	g			
38690	3/4	50	30	36	17	6	240			
38691	13/16		33							
38692	7/8		35							
38693	15/16		38					24		
38694	1		40							
38695	1.1/16		42					38	27	
38696	1.1/8		44					28		
38697	1.3/16		55					44	42	30
38698	1.1/4		60					50	42	30
38699	1.7/16		60					53	45	32
38700	1.1/2	65	55	48	35	750				
38701	1.9/16		60				39			
38702	1.5/8		70				70	41		
38703	1.3/4		80				75	45		
38704	1.13/16		90				85	47		
38705	1.7/8		70				65	39		
38706	2		70				70	41		
38707	2.3/16		80				75	45		
38708	2.3/8		90				85	47		



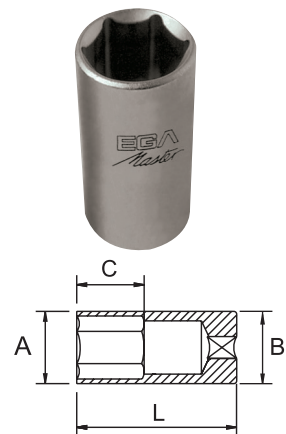
STANDARD INCH. 12PT

COD.	AF [±] inch	L (mm)	A (mm)	B (mm)	C (mm)	Pt	g
38728	3/4		30				
38729	13/16		33				240
38730	7/8			36	17		
38731	15/16	50	35				
38732	1						250
38733	1.1/16		38		24		
38734	1.1/8		40				300
38735	1.3/16		42	38	27		
38736	1.1/4	55	44		28		320
38737	1.7/16		50	42	30	12	430
38738	1.1/2	60					490
38739	1.9/16		53				550
38740	1.5/8		55	45	32		600
38741	1.3/4	65	60		35		
38742	1.13/16			47			750
38743	1.7/8		65		39		
38744	2	70	70	48	41		900
38745	2.3/16	80	75		45		950
38746	2.3/8	90	85		47		1000



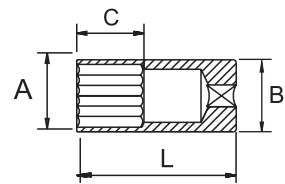
LONG PATTERN MM 6PT

COD.	AF [±] mm	L (mm)	A (mm)	B (mm)	C (mm)	Pt	g
38747	17		28				150
38748	19		30				320
38749	21			36	29		340
38750	22		33				380
38751	23		34				400
38752	24	49	36				420
38753	26		38	38			
38754	27		39		24		440
38755	28		40	36			
38756	29					6	480
38757	30		42	38			530
38758	32	54	45		29		580
38759	36	56	50	42	31		690
38760	38		52		30		720
38761	41	60	56	45	34		810
38762	46	66	62	48	40		900
38763	50	68	68		42		1000
38764	55	74	75	53	38		1100
38765	60	78	83	57	40		1200



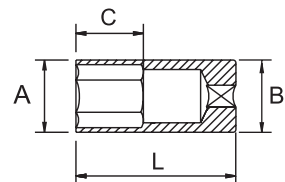
LONG PATTERN MM 12PT

COD.	AF mm	L (mm)	A (mm)	B (mm)	C (mm)	Pt	g
38785	17		28				150
38786	19		30				320
38787	21		33	36	29		340
38788	22		34				380
38789	23		36				400
38790	24	49	38	38			420
38791	26		39				440
38792	27		40	36	24		480
38793	28		42			12	530
38794	29		45		29		580
38795	30	54	50	42	31		690
38796	32	56	52	30	30		720
38797	36	60	56	45	34		810
38798	38	66	62	48	40		900
38799	41	68	68	53	38		1000
38800	46	74	75	57	40		1100
38801	50	78	83	57	40		1200



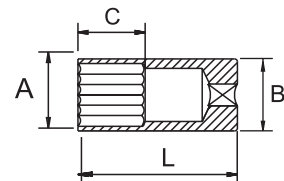
LONG PATTERN INCH. 6PT

COD.	AF inch	L (mm)	A (mm)	B (mm)	C (mm)	Pt	g
38766	3/4		30				320
38767	13/16		33	36	29		350
38768	7/8		36				360
38769	15/16	49	37	37			420
38770	1		39	36	24		430
38771	1.1/16		42				450
38772	1.1/8		45	38			480
38773	1.3/16	54	50	42	31		520
38774	1.1/4	56	52	30	30	6	580
38775	1.7/16	60	55	45	34		660
38776	1.1/2	66	56				720
38777	1.9/16		61		40		760
38778	1.5/8		62	48			810
38779	1.3/4		66		42		860
38780	1.13/16	68	68	53	38		920
38781	1.7/8		74	57	40		980
38782	2		83	57	40		1080
38783	2.3/16	78					1400
38784	2.3/8						1650



LONG PATTERN INCH. 12PT

COD.	AF inch	L (mm)	A (mm)	B (mm)	C (mm)	Pt	g
38804	3/4		30				320
38805	13/16		33	36	29		350
38806	7/8						360
38807	15/16	49	36				420
38808	1		37	37			430
38809	1.1/16		39	36	24		450
38810	1.1/8		42				480
38811	1.3/16			38			520
38812	1.1/4	54	45		29		580
38813	1.7/16	56	50	42	31	12	660
38814	1.1/2		52		30		720
38815	1.9/16	60	55	45	34		760
38816	1.5/8		56				810
38817	1.3/4	66	61		40		860
38818	1.13/16		62				920
38819	1.7/8	68	66	48	42		980
38820	2		68				1080
38821	2.3/16	74	75	53	38		1400
38822	2.3/8	78	83	57	40		1650



ACCESSORIES

REVERSIBLE RATCHET HANDLE



COD.	AF inch	A (mm)	B (mm)	C (mm)	L (mm)	g
38203	1/4	32	15	27	200	260
38988	3/8		13	30		240
38200	1/2	40	20	41	250	550



ADAPTER

COD.	AF inch	g
30150	3/8" - 1/2"	55



EXTENSION

COD.	AF inch	L (inch)	g	Box
38231	1/4		60	
38232		3	80	1
39015	3/8	8	250	
38220		4	350	
38218	1/2	5	360	
38824		8	380	
38825		10	460	5
38826		4	200	
38827	3/4	8	230	
38828		10	260	



SOCKET BITS

COD.	AF inch	mm	L (mm)	g	Icon
38992	1/2	6	55	100	10
38993		8			
38994		10			
38995		12	65	120	
38996		16		140	
38997		20		160	



UNIVERSAL JOINT

COD.	AF inch	g	Icon
38829	1/2	170	10

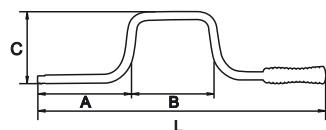


SLIDING "T" HANDLE

COD.	AF inch	L (mm)	g	Icon
38830	1/2	250	330	5
39014	3/4	300	100	



SPEEDER HANDLE



COD.	AF inch	L (mm)	A (mm)	B (mm)	C (mm)	g	Icon
38831	1/2	380	135	140	100	500	5



TECHNICAL SPECIFICATIONS

MATERIAL	Stainless steel 420
HARDNESS	38-48 HRc
TENSILE STRENGTH	1200 – 1500 N/mm2 (MPa)