For OEMs, Depots, Infrastructure & Signalling Contractors

2027

RAILWAY SOLUTIONS CATALOGUE



EGA Master

ART IN INNOVATION

BE SAFE...BE EFFICIENT

High-Standard Rail Maintenance

European regulations mandate rigorous maintenance plans for rolling stock. Across OEM manufacturing, depots, and trackside operations, our kits facilitate compliance with certified periodic inspections.

DID YOU KNOW...?

TÜVRheinland CERTIFIED
Management System
ISO 9001:2015
ISO 14001:2015
ISO 45001:2018
www.tuv.com
ID 0910098046

Applus+
UNE/ISO 37001
AS-0004/21
Systems Certification

www.egamaster.com

www.egasolutions.com

This document has been created by, and is the property of, EGA Master S.L. Thus, all intellectual rights belong to EGA Master. Any total or partial copy of this document, in physical, electronic, or any other form, is strictly forbidden. EGA Master will legally proceed against any infringement of these rights.

Be Safe…Be Efficient

EGA Master is a manufacturer of Premium industrial tools for the most demanding industries that exports to over 150 countries worldwide. It offers an innovative one-stop solution to improve operational safety and efficiency.

The EGA Master proposition is sustained on 5 key pillars:

12 RANGES

One-stop solution

12 Product Ranges

EGA Master is the only manufacturer that offers 12 ranges under a one-stop solution to reduce procurement and logistic costs for our customers.

CERTIFIED PREMIUM INDUSTRIAL TOOLS

Premium industrial quality

Lifetime Warranty

EGA Master offers lifetime warranty for all its industrial tools (*).

Personalization

Tools and foam trays

EGA Master offers workshop and tool personalization services to improve the control of tools and reduce unnecessary replacement costs as a result of tool theft or loss.

Responsive service

Over 98% availability rate

As a result of our manufacturing model and investment in stock, we are able to provide an availability level above 98%.

Innovation

Over 200 patents

EGA Master holds more than 200 patents and invests around 6% of its turnover in R&D+I to find ways to improve the safety and efficiency of industrial operations.

(*) Excluding non-sparking tools, which are made of a softer material than steel tools.





Main Awards

- Award for the Best Diversity and Inclusion Strategic Plan 2026
- Atlas DHL Grand Export Award 2026
- Álava Chamber of Commerce Internationalization Award, 2026
- Corporate Environmental Commitment Award, 2026
- Finalist for the UN Global Compact GO!ODS Award in the Environment category, 2026
- Arizmendiarrieta-Anitua Award: Values and Best Practices in the Inclusive Participatory Company Model, 2024
- First Prize for Good Practices in Sustainable Industrialization, Clean Energies, and Eco-design, 2023
- International Quality Innovation Award EGA Solutions, Excellence Finland Laatukeskus, 2022
- Banco Santander Award to the Company, 2019
- Company of the Year - Basque Country Award, 2018
- Vodafone-Deia Industrial Innovation Award, 2017
- Internationalization Award, Chamber of Commerce, 2002-2013
- Ruban D´Honneur, European Business Awards 2012/13 for ethics, innovation and business success
- International Business Award 2013 by IE Business School, Expansion, Credito y Caucion & Iberinform

- Award to the Most Innovative Industrial Product, Ferroforma 2013
- Leading Brand of Spain
- Internationalization Award by The Spanish Exporters and Investors Club, 2011
- Iberoamerican Award for Quality Managament & Excellence, 2010
- European Award to the Best Practice in Innovation, European Foundation for Quality Management
- Industrial Excellence Finalist Award by IESE (Spain), INSEAD (France) and WHU (Germany) Business Schools, 2010
- Golden Q to the Management Quality according to the European Model EFQM, 2009
- Principe Felipe Award to Corporate Excellence in Competitiveness, 2008
- Excellence Award to the Professional Integration of Young people by Novia Salcedo Foundation, 2008
- 10 Medals In the International Invention Competition in Paris, "Concours Lepine" 2004-2007
- Best tool Award to our "Mastergrip" by "Spanish Inventors´ Club", 2007
- ARGILAN Award for Gender Equality at the work place, 2005
- International Quality Award, Paris 1998
- Company of the Year, 1998

INDEX

PAGE

5 PRESENTATION

7 SOLUTIONS

8 ANTIDROP TOOLS
10 1000 V INSULATED TOOLS
12 STAINLESS STEEL TOOLS
15 NON-MAGNETIC TITANIUM
17 SERVICES & SOLUTIONS FOR INDUSTRY 4.0
18 EGAWARE® RFID-BASED TOOL MANAGEMENT SYSTEM
19 EGAWARE® WITH BARCODE TECHNOLOGY
20 EGAKANBAN® INVENTORY MANAGEMENT SMART LOCKERS
21 SMART STATIONS WORKSTATION SOLUTIONS
22 EGATORK® WIRELESS TIGHTENING TORQUE CONTROL SYSTEM
23 EGALOC® LOCATING SYSTEM FOR PRODUCTION PLANTS
24 CUSTOMISE YOUR KITS
25 PROJECTS 5S CUSTOMIZED SOLUTIONS FOR TOTAL EFFICIENCY
26 SAFETY SOLUTIONS
27 EFFICIENCY SOLUTIONS

29 PROJECTS

30 PROJECT PHOTOS
33 TESTIMONIALS
34 CASE STUDIES

35 PRODUCT

37 ANTIDROP TOOLS
41 CONTROLLED TIGHTENING
97 HYDRAULIC TOOLS
118 IMPACT SOCKETS

122 KITS

122 EXPLORE OUR RAILWAY VIDEO!
123 COMPLETE RANGE OF RAILWAY KITS

INDEX

PAGE

125 RAILWAY TOOL KITS

126 OEM AND MANUFACTURING
126 JR001 CARBODY STATION
126 JR002 UNDERFRAME STATION
126 JR003 ROOF STATION
126 JR004 ELECTRICAL CABINET STATION
126 JR005 DOOR STATION
126 JR006 INTERIOR STATION
127 JR007 FINAL ASSEMBLY AND COMMISSIONING
127 JR008 WARRANTY FIELD SERVICE
127 JR009 TRAINING CENTRE TOOL
127 JR010 BOGIE ASSEMBLY AND MAINTENANCE
127 JR011 BRAKE SYSTEM
127 JR012 INTERIOR FIT-OUT MAINTENANCE
128 JR013 HVAC ROOF EQUIPMENT
128 JR014 BATTERY SYSTEM
128 JR015 HYDROGEN TRAIN SAFETY
128 JR016 COUPLER MAINTENANCE

129 MAINTENANCE AND DEPOTS
129 JR050 ROLLING STOCK TECHNICIAN
129 JR051 DEPOT TOOL TROLLEY
129 JR052 ROLLING STOCK OVERHAUL
129 JR053 MOBILE MAINTENANCE
129 JR054 REFURBISHMENT
129 JR055 SS 420 STAINLESS STEEL
130 JR056 SS 316 STAINLESS STEEL
130 JR057 NON-SPARKING TOOL
130 JR058 NON-MAGNETIC TITANIUM TOOL

130 INFRASTRUCTURE, SIGNALLING AND ELECTRIFICATION
130 JR100 SIGNALLING COMMUNICATIONS
130 JR101 ELECTRIFICATION CATENARY
131 JR102 THIRD RAIL METRO INSULATED
131 JR103 TRACK MAINTENANCE HAND TOOL
131 JR104 SWITCHES POINTS MAINTENANCE
131 JR105 EMERGENCY RESPONSE
131 JR106 DRONE INSPECTION AND MAINTENANCE

RAILWAY



PRESENTATION

SOLUTIONS

Railway solutions require specialized tools for depot and trackside operations, electrical work, confined space work, controlled tightening, heavy mechanical maintenance, tool control, mobile services, and digital traceability.

EGA Master designs and manufactures configurable, safety-focused tool solutions for rolling stock OEMs, railway and metro operators, infrastructure and catenary contractors, maintenance depots, independent service providers, training centres and industrial distributors.

THREE CORE RAILWAY APPLICATION AREAS

OEM AND MANUFACTURING

General rolling stock and infrastructure maintenance. 1/4" and 1/2" sockets and ratchets, spanners, pliers, screwdrivers, hex/Torx keys, measuring and inspection tools.

KEY VALUE	REPRESENTATIVE SCOPE
Standardised workstations, controlled tightening, electrical safety, repeatability and full tool traceability.	• Carbody, underframe and roof assembly stations • Electrical cabinets, doors and passenger interiors • Bogies, brake systems, couplers and batteries • Final assembly, commissioning and warranty service

TYPICAL FORMATS Roller cabinets and rugged cases

MAINTENANCE AND DEPOTS

Complete tool solutions for scheduled servicing, corrective maintenance, heavy overhaul, mobile response, refurbishment and modernisation of rolling stock.

KEY VALUE	REPRESENTATIVE SCOPE
Reduced downtime, reliable tool availability, safer procedures and effective missing-tool prevention.	• Daily technician and depot maintenance • Bogie, brake, coupler and interior service • Heavy mechanical and electrical maintenance • Mobile response, overhaul and refurbishment work

TYPICAL FORMATS Roller cabinets, rugged cases and mobile workshops

INFRASTRUCTURE, SIGNALLING AND ELECTRIFICATION

Portable, safety-focused solutions for trackside infrastructure, signalling and communications, electrification systems and emergency intervention.

KEY VALUE	REPRESENTATIVE SCOPE
Work-at-height protection, 1000 V VDE electrical safety, weather resistance and field traceability.	• Signalling, communications and trackside cabinets • Catenary, overhead line and third-rail applications • Track, rail fastenings, switches and points • Outdoor infrastructure and emergency response

TYPICAL FORMATS Rugged cases, tool bags and portable service solutions

CONFIGURABLE ACROSS ALL APPLICATIONS

- CNC-cut dual-colour foam inserts
- IP67-rated cases and cabinets
- QR and RFID identification
- Custom laser marking and identification

RAILWAY

RAILWAY APPLICATION MAP

RAILWAY ZONE		TYPICAL WORK	TOOL FOCUS
	Catenary / Masts / Gantries	Access, inspection, overhead wiring installation, structural fastening and light mechanical maintenance	Tethered anti-drop tools, sockets, spanners, tool bags, inspection lamps and portable service kits
	Driver Cab / Electrical Cabinets	Mechanical and electrical maintenance in confined spaces, switchboards and control panels	Compact hand tools, ratchets, sockets, 1000V VDE insulated tools, inspection mirrors and organized storage
	Bogies / Axles / Wheelsets	Traction equipment overhaul, brake systems, pneumatic lines and mechanical suspension service	Precision torque wrenches, impact sockets, Allen/ Torx keys, tethered tools and heavy mechanical tools
	Power Converters / Traction Motors	Power electronics enclosures, control modules, sensor maintenance, heavy cabling and electrical overhaul	1000V VDE tools, wire crimpers, cable strippers, heavy-duty cutters, torque screwdrivers and LOTO safety equipment
	Coupler / Transmission Systems	Heavy mechanical maintenance on automatic couplers, draft gears and gearbox transmission units	Large-size spanners, heavy sockets, mechanical pullers, torque multipliers, sledgehammers and heavy-duty pry bars
	Trackwork / Rail Fastenings / Switches	High-torque tightening on sleeper screws, fishplates, baseplates and track geometry inspection	3/4" & 1" drive heavy sockets, torque multipliers, click torque wrenches and complementary hydraulic tools
	Trackside & Outdoor Infrastructure	Open-track repairs, tunnel operations, outdoor line maintenance and remote field servicing	IP67 waterproof cases, corrosion-resistant and stainless-steel tools, anti-drop tethering, RFID tool tracking and mobile service packs

CORE RAILWAY TOOL FAMILIES

FAMILY		TYPICAL PRODUCTS	CATALOGUE ROLE
	Working at Height Anti-Drop	Tethered spanners, sockets, ratchets, screwdrivers, pliers, lanyards, carabiners, tool belts and pouches	Core differentiator for overhead catenary and elevated railway structure maintenance
	Torque and Controlled Tightening	Torque wrenches, torque multipliers, interchangeable end fittings, sockets, calibration units and documentation	High-value application family. Essential for track fastenings, bogies, wheelsets, couplers and gearboxes
	Electrical and 1000V VDE Tools	VDE pliers, insulated screwdrivers, sockets, cable cutters, crimping tools, torque screwdrivers and LOTO kits	Essential for traction motors, power converters, electrical cabinets, sensors and substations
	Mechanical Maintenance	Combination spanners, sockets, ratchets, Allen/Torx keys, pullers, hammers, pry bars, pin punches and callipers	Foundational tool kit for depot vehicle servicing and workshop heavy mechanical repairs
	Tool Control and Storage	Dual-colour foam inserts (CNC cut), RFID tracking, QR coding, IP67 flight cases, roller cabinets and audit checklists	Critical for trackside and depot operations. Tool control and FOD prevention reduce safety risks and operational downtime
	Corrosion Resistance & Weather Protection	Sealed waterproof cases, AISI 316 stainless-steel tools, corrosion-inhibiting storage and outdoor line kits	Key differentiator for open-track work, automated train wash bays and coastal rail environments
	Specialised Safety Tools	Non-sparking (Cu-Be), 1000V VDE, tethered anti-drop and stainless steel tools	Specialised high-safety solutions for hydrogen train projects, ATEX depots and stringent safety policies

WHY EGA MASTER FOR RAILWAY MAINTENANCE?

- Tool control and FOD prevention
- 1000V VDE electrical safety
- Controlled tightening and torque compliance
- Anti-drop solutions for work at height
- RFID and QR traceability
- Custom kits configured to customer procedures



SOLUTIONS

EGA Master
ART IN INNOVATION
BE SAFE...BE EFFICIENT

ANTIDROP TOOLS

EGA Master manufactures a whole range of ANTIDROP products and solutions specifically designed to control and prevent object dropping during railway installation and maintenance at height.

These products ensure a comfortable, productive, and efficient use of tools while guaranteeing workers' and equipment safety against falling tool hazards. Ideal for railway infrastructure and rolling stock operations. Some applications: overhead catenary lines, railway bridges, signaling gantries, viaducts, station structures, tunnel maintenance, train depots, track construction sites...



Antidrop **Lanyards**



Designed **for maximum safety, as well as optimum working freedom,** the various systems provide all required solutions for a comfortable and safe use on heights, while assuring best shock absorption.

Heat shrink System



EGA Master ANTIDROP tools have been carefully designed not only to avoid accidental dropping, but also to ensure maximum safety. **All tools are equipped with heat shrink system** which offers superior safety compared to other systems, such as directly holding tools with a knot.
Of course, all tools keep the original and well-known EGA Master industrial tools features: safety, resistance, durability, efficient and comfortable use.

Safety **Belts**



Designed **to fit the worker´s body,** enable user freedom and provide maximum tool fixing points. Internal hooks safely retain tools while the operator is climbing or moving location.

Visit us at www.egamaster.com

ANTIDROP
TOOLS

TOOL CONTROL SYSTEM

Tool control is essential in railway applications, especially in depot and trackside operations where forgotten tools (FOD) create severe safety risks and operational downtime.

EGA Master offers exclusive and fully customized tool control solutions. Simply select the tools you need, and EGA Master will design and manufacture your custom kit featuring bi-coloured foam trays that perfectly fit the tools and instantly reveal any missing item. For more information, please check the "Tool Control System" chapter.





ANTIDROP SOLUTIONS FOR 1000V INSULATED, ESD, NON-SPARKING OR NON-MAGNETIC TOOLS

If you require such tools in ANTIDROP execution, due to their special properties, please do contact us to advice the best possible solution.

As a member of DROPS, a global cross-sector initiative dedicated to preventing dropped objects, EGA Master applies these rigorous standards directly to the railway sector, where working at heights on catenary structures and overhead lines is critical.

Consequently, all EGA Master ANTIDROP tools and accessories are designed, tested, approved, and certified in full compliance with the latest DROPS recommendations. Combining industrial-grade quality, these solutions ensure maximum safety against dropped objects without compromising efficiency or comfort in demanding railway environments.


Certificate of Membership

This is to Certify that

EGA Master

is formally recognised as a Member of **DROPS**, the industry-wide initiative focused on preventing dropped objects in the workplace.

August 2027

CHOOSE YOUR FUTURE – MAKE A DIFFERENCE

FREE FALL FREE FALL	PENDULAR TEST	STATIC LOAD TEST
	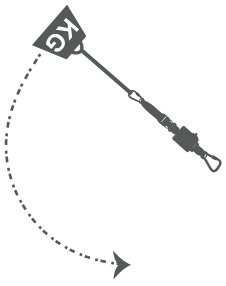	
The lanyard is attached to an anchor point and the weight is applied to the other end. Then the weight is elevated and dropped vertically, five times.	The lanyard is attached to an anchor point and the weight is applied to the other end.Then the weight is elevated above the anchorage point and dropped, five times.	The lanyard is attached to an anchor point and the weight is applied to the other end during 10 minutes.

DROPS

1000V

INSULATED TOOLS

IEC 60900



EGA Master offers an extensive collection of 1000V insulated safety tools, including pliers, screwdrivers, adjustable wrenches, ratchet cable cutters, clamps, knives, nippers, open-end and box-end wrenches, socket wrenches (with corresponding accessories and sets), hacksaws, and more.



Impact Test

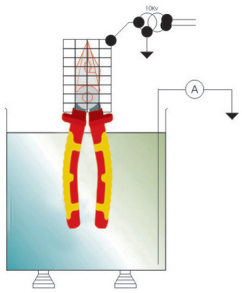

Dialectric Test at 10.000V

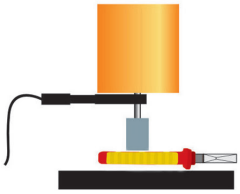

Penetration Test

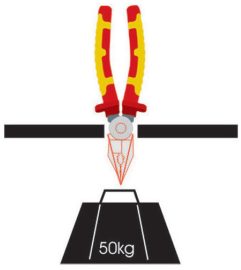

Adherence Test of Handles



Heat Resistance Test

EGA Master's insulated tools comply with IEC 60900 (ASTM-1505) standards and undergo dielectric testing at 10,000V—ten times the certified voltage. They are also subjected to adhesion, dielectric penetration, impact, and flame propagation tests in accordance with stringent European regulations.

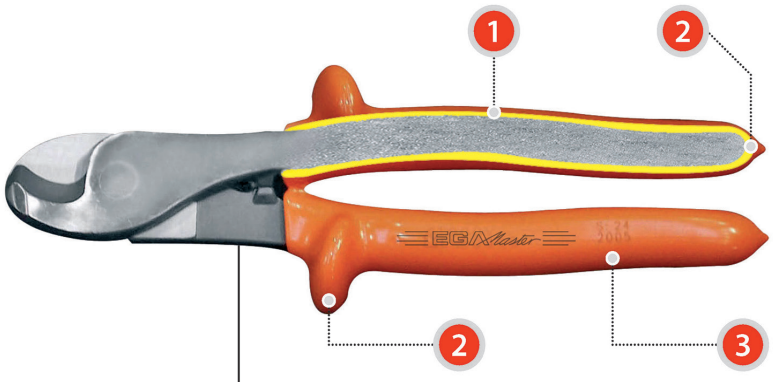

MAIN FIELDS OF APPLICATION

Electrical Installation	Low Voltage Networks
Power Plants	Telecommunications
Electric Stations and Substations	Electric Maintenance
High Voltage networks	Fire-Fighters
Lighting Installation and Repair	

1. Double hard-soft PVC insulation provides maximum adherence and safety.
2. Anti-shock guards and ends.
3. Un-erasable marking.

EGA Master
ART IN INNOVATION
BE SAFE...BE EFFICIENT



1000V

VDE INSULATED
TOOLS CERTIFICATE



VDE Prüf- und Zertifizierungsinstitut

ZEICHENGENEHMIGUNG
MARKS APPROVAL

EGA MASTER S.L.
Zorrolleta St. 11
Jundiz Industrial Estate
01015 VITORIA
Spain

ist berechtigt, für ihr Produkt /
is authorized to use for their product
Zange, isoliert
Pliers, insulated

die hier abgebildeten markenrechtlich geschützten Zeichen
für die ab Blatt 2 aufgeführten Typen zu benutzen /
the legally protected Marks as shown below for the types referred to on page 2 ff.

und/oder - *and/or* oder/or

Geprüft und zertifiziert nach /
Tested and certified according to

DIN EN IEC 60900 (VDE 0682-201):2019-04; EN IEC 60900:2018
DIN EN IEC 60900 Ber. 1 (VDE 0682-201 Ber. 1):2020-11; EN IEC 60900:2018/AC:2020-05

Das Produkt entspricht den Anforderungen des deutschen Produktsicherheitsgesetzes (ProdSG) hinsichtlich der Gewährleistung von Sicherheit und Gesundheit.
The product covers the requirements of the German Act "Produktsicherheitsgesetz (ProdSG)" regarding the ensurance of safety and health.

Befristet zum / *valid until*: 2027-01-31

Aktenzeichen: 2176300-3940-0011 / 290575
File ref.:

VDE Prüf- und Zertifizierungsinstitut GmbH
VDE Testing and Certification Institute
Zertifizierungsstelle / *Certification*

Ausweis-Nr. 40029860 Blatt 1
Certificate No. *Page*
Weitere Bedingungen siehe Rückseite und Folgeblätter /
further conditions see overleaf and following pages
Offenbach, 2010-04-15
(letzte Änderung / updated 2022-02-28)

J. Richter

VDE Zertifikate sind nur gültig bei Veröffentlichung unter:
VDE certificates are valid only when published on:
http://www.vde.com/zertifikat
http://www.vde.com/certificate

VDE



VDE Prüf- und Zertifizierungsinstitut

ZEICHENGENEHMIGUNG
MARKS APPROVAL

EGA MASTER S.L.
Zorrolleta St. 11
Jundiz Industrial Estate
01015 VITORIA
Spain

ist berechtigt, für ihr Produkt /
is authorized to use for their product
Schere, isoliert
Scissors, insulated

Geprüft und zertifiziert nach /
Tested and certified according to

DIN EN IEC 60900 (VDE 0682-201):2019-04; EN IEC 60900:2018

Das Produkt entspricht den Anforderungen des deutschen Produktsicherheitsgesetzes (ProdSG) hinsichtlich der Gewährleistung von Sicherheit und Gesundheit.
The product covers the requirements of the German Act "Produktsicherheitsgesetz (ProdSG)" regarding the ensurance of safety and health.

Befristet zum / *valid until*: 2025-11-30
Aktenzeichen: 2176300-3940-0014 / 278394
File ref.:
VDE Prüf- und Zertifizierungsinstitut GmbH
VDE Testing and Certification Institute
Zertifizierungsstelle / *Certification*
Ausweis-Nr. 40039649 Blatt 1
Certificate No. *Page*
Offenbach, 2014-03-26
(letzte Änderung / updated 2020-12-22)

VDE



VDE Prüf- und Zertifizierungsinstitut

ZEICHENGENEHMIGUNG
MARKS APPROVAL

EGA MASTER S.L.
Zorrolleta St. 11
Jundiz Industrial Estate
01015 VITORIA
Spain

ist berechtigt, für ihr Produkt /
is authorized to use for their product
Schraubendreher, isoliert
Screwdriver, insulated

Geprüft und zertifiziert nach /
Tested and certified according to

DIN EN IEC 60900 (VDE 0682-201):2019-04; EN IEC 60900:2018

Das Produkt entspricht den Anforderungen des deutschen Produktsicherheitsgesetzes (ProdSG) hinsichtlich der Gewährleistung von Sicherheit und Gesundheit.
The product covers the requirements of the German Act "Produktsicherheitsgesetz (ProdSG)" regarding the ensurance of safety and health.

Befristet zum / *valid until*: 2025-05-31
Aktenzeichen: 2176300-3940-0013 / 282757
File ref.:
VDE Prüf- und Zertifizierungsinstitut GmbH
VDE Testing and Certification Institute
Zertifizierungsstelle / *Certification*
Ausweis-Nr. 40039802 Blatt 1
Certificate No. *Page*
Offenbach, 2014-04-22
(letzte Änderung / updated 2021-06-30)

VDE



VDE Prüf- und Zertifizierungsinstitut

ZEICHENGENEHMIGUNG
MARKS APPROVAL

EGA MASTER S.L.
Zorrolleta St. 11
Jundiz Industrial Estate
01015 VITORIA
Spain

ist berechtigt, für ihr Produkt /
is authorized to use for their product
Schraubendreher, isoliert
Screwdriver, insulated

Geprüft und zertifiziert nach /
Tested and certified according to

DIN EN IEC 60900 (VDE 0682-201):2019-04; EN IEC 60900:2018
DIN EN IEC 60900 Ber. 1 (VDE 0682-201 Ber. 1):2020-11; EN IEC 60900:2018/AC:2020-05

Das Produkt entspricht den Anforderungen des deutschen Produktsicherheitsgesetzes (ProdSG) hinsichtlich der Gewährleistung von Sicherheit und Gesundheit.
The product covers the requirements of the German Act "Produktsicherheitsgesetz (ProdSG)" regarding the ensurance of safety and health.

Aktenzeichen: 2176300-3940-0015 / 335597
File ref.:
VDE Prüf- und Zertifizierungsinstitut GmbH
VDE Testing and Certification Institute
Zertifizierungsstelle / *Certification*
Ausweis-Nr. 40045365 Blatt 1
Certificate No. *Page*
Offenbach, 2016-11-17
(letzte Änderung / updated 2025-11-27)

VDE



VDE Prüf- und Zertifizierungsinstitut

ZEICHENGENEHMIGUNG
MARKS APPROVAL

EGA MASTER S.L.
Zorrolleta St. 11
Jundiz Industrial Estate
01015 VITORIA
Spain

ist berechtigt, für ihr Produkt /
is authorized to use for their product
Isolierter Schraubenschlüssel
Insulated wrench

Geprüft und zertifiziert nach /
Tested and certified according to

DIN EN IEC 60900 (VDE 0682-201):2019-04; EN IEC 60900:2018

Das Produkt entspricht den Anforderungen des deutschen Produktsicherheitsgesetzes (ProdSG) hinsichtlich der Gewährleistung von Sicherheit und Gesundheit.
The product covers the requirements of the German Act "Produktsicherheitsgesetz (ProdSG)" regarding the ensurance of safety and health.

Befristet zum / *valid until*: 2025-10-31
Aktenzeichen: 2176300-3940-0015 / 276292
File ref.:
VDE Prüf- und Zertifizierungsinstitut GmbH
VDE Testing and Certification Institute
Zertifizierungsstelle / *Certification*
Ausweis-Nr. 40039846 Blatt 1
Certificate No. *Page*
Offenbach, 2014-03-26
(letzte Änderung / updated 2020-11-19)

VDE

CAUTION

- Don't ever use tools under voltage if they present pores, fissures, encrusted elements or if the yellow insulation layer is visible.
- Insulating floors and safety shoes are recommended to work under voltage.
- Avoid contact with water while working under voltage.
- Do not ever touch directly any item that may be under voltage. Use a voltage tester to check first.

EGA Master
ART IN INNOVATION
BE SAFE...BE EFFICIENT

STAINLESS STEEL TOOLS

Clean and durable







Stainless

High corrosion resistance
Resistant to mild acids
Sterilizable
High durability

Why EGA Master?

Premium certified hand tools
The widest range
Available now!





For more information visit our website: **www.egamaster.com**



STAINLESS STEEL

A world developing exponentially fast, creates increasing needs on safety and technologically advanced applications.

EGA Master has developed a range of stainless steel tools to provide solutions to some of these needs. 420, 304 and 316 stainless steel contribute to avoid contaminations, rusting and complying with clean room environment requirements.



Stainless steel (SS 420 & SS 316) is essential for modern railway maintenance. Martensitic SS 420 delivers the high torque and mechanical strength required for heavy tightening tools, while SS 316 (with molybdenum) provides maximum resistance to chemicals in train wash bays and coastal salt spray. Together, they eliminate ferrous cross-contamination on stainless and aluminum rolling stock bodies.

STAINLESS STEEL

Property required	Where needed	Why not carbon steel	Why stainless steel
Zero contamination on sensitive equipment	Train HVAC systems, electronic cabinets, and onboard controls	Chrome-plated tools can chip or flake over time, contaminating delicate electronic contacts, air filters, and sensors	Solid stainless steel composition eliminates flaking coatings, ensuring complete cleanliness and reliability in sensitive rolling stock systems
Preventing premature rust via ferrous transfer	Stainless steel & aluminum car bodies, piping, and interior trim	Carbon steel tools leave microscopic iron particles on stainless train structures, triggering galvanic corrosion and localized rust spots	Matches the base metal chemistry, eliminating ferrous cross-contamination and preserving the structural and aesthetic integrity of the train
Maximum tool lifetime in harsh environments	Train wash bays, underbody cleaning pits, and coastal rail lines	Standard or chrome-plated carbon steel corrodes rapidly when exposed to pressurized wash detergents, high humidity, and saline air	Self-passivating chromium oxide layer continuously self repairs in oxygen, resisting aggressive chemicals, moisture, and salt spray indefinitely

STAINLESS
STEEL

As with carbon steels, there are dozens of different stainless steels, each of them presenting different properties for different applications. Some are more resistant to rust, some other are stronger, some harder… But none of them is best in all properties.

EGA Master has chosen 420, 304 and 316 Stainless steels for the manufacturing its tools, as it combines optimally different properties required for manufacturing and use of stainless steel tools.



	AISI 420	AISI 304	AISI 316
Hardness	38-48 HRC	25-30 HRC	≤15 HRC
Tensile Strength	1200-1500 N/mm^2	≥ 520 N/mm^2	≥ 520 N/mm^2

Properties	AISI 420	AISI 304	AISI 316
Mechanical Strength	High	Medium	Low
Hardness	High	Medium	Low
Corrosion Resistance	Medium	High	Very high (best in saline environments)
Oxidation Resistance	Medium	High	Very high
Suitable for Autoclave Sterilization	Not recommended	Yes	Yes
Magnetism	Yes	Slight	Slight
Cost	Low	Medium	High

	AISI 420	AISI 304	AISI 316
Composition	C 0,16-0,25 % Mn ≤1,00 % Si ≤1,00 % Cr 12 %-14 %	C ≤0,08 % Mn ≤1,8 % Si ≤0,85 % Cr 18-20 % Ni 8-10,5 %	C ≤0,08 % Mn ≤2 % Si ≤1 % Cr 16-18 % Ni 10-14 % Mo 2-3 %

NON-MAGNETIC TITANIUM







NON-MAGNETIC **TITANIUM**

EGA Master Non-Magnetic Titanium Tools have been developed with the help of the most advanced technology. They are manufactured with Titanium alloy, 6Al-4V, which is widely used in high-tech sectors like aerospace and cutting-edge engineering.

Its unique properties make this alloy the premier choice for critical railway applications that require exceptional mechanical strength, combined with features that standard steel tools cannot match, such as Non-Magnetism.

Railway signaling maintenance, onboard electronic control systems, and traction power substations require totally non-magnetic tools to prevent magnetic disturbances in sensitive electronic components, communication lines, and computerized safety equipment.



Properties	Application & benefits
100 % Non-Magnetic Safety	Essential for sensitive electronic components, control systems, and signaling equipment, avoiding magnetic interference.
Rustproof (Superior to Stainless Steel)	Perfectly suited for highly corrosive environments such as coastal tracks, automated train wash bays, and harsh weather conditions.
Extremely Acid Resistant	Highly durable tools capable of enduring aggressive chemical maintenance products and battery acid exposure
Lightweight Ergonomics	Reduces fatigue and physical strain during intensive, all-day maintenance operations and trackside handling
45 % Lighter than Steel	Significantly lowers the total weight of portable tool kits and rugged cases required by mobile maintenance teams

MAT.: Ti 6Al-4V		
Composition	V	3,5%-4,5%
	Al	5,5%-6,8%
	Others	<1%
Hardness	33-43 HRC	
Melting Temperature	1650 °C	
Tensile Strength	993 N/mm^2	



EGA Solutions

EGA Solutions, a company of the EGA Group, offers **Engineering Services & Solutions for Industry 4.0**



www.egasolutions.com



EGAWARE

Inventory control system that enables centralized tool management, as well as access management to the different drawers and locations.





EGA KANBAN

Modular, configurable smart locker system, ideal for the intelligent management of critical assets, consumables, and semi-consumables in demanding industrial environments.





Smart STATION

Customized solutions to implement **Lean Manufacturing, 5S & Poka Yoke.**





EGATORK

Wireless torque management system for quality assurance, accident reduction and production optimization.

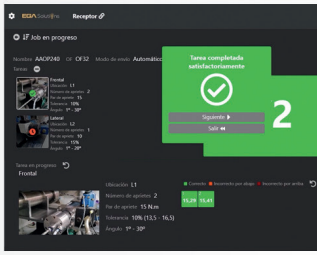



EGALOC

Locating system for production and maintenance plants that allows the control and management of assets for the optimization of production.



EGAWARE®

RFID-BASED TOOL MANAGEMENT SYSTEM

By EGA Solutions®





Automated tool management system based on RFID technology**.**

- **Automated** movement-tracking technology.
- **Full tool traceability,** access and movement control.
- **Certification and recalibration management.**
- **Location tracking.**
- Integrated **replenishment request system.**
- **Report generation.**
- **Access control** via centralized locking or individual drawer locks.
- **NFC-based** user **access.**
- **Cloud-based centralized management** for all connected devices.

EGA Solutions

EGAWARE®
TOOL MANAGEMENT SYSTEM

EGAWARE®

INVENTORY MANAGEMENT SYSTEM **WITH BARCODE TECHNOLOGY**

By EGA Solutions®





Inventory management system for controlling tools, consumables, and semi-consumables.

- Tool **traceability, access control, and movement tracking.**
- Control and monitoring of **tools, consumables, and semi-consumables.**
- **Compatible with** tool trolleys, open storage areas, or **any** other **storage device.**
- **Certification and recalibration** management.
- **Location control.**
- **Built-in** provisioning request.
- **Report generation.**
- **Centralized cloud-based management** of all devices.
- **Access control** via centralized locking or individual drawer locks.

EGA Solutions

EGAKANBAN®

INVENTORY MANAGEMENT SMART LOCKERS

By EGA Solutions®





Modular, fully configurable smart locker system, ideal for the intelligent management of critical assets, consumables, and semi-consumables in demanding industrial environments.

Its flexible design allows seamless integration into any type of facility, ensuring full traceability, security, and operational efficiency.

- **Configurable Modular Design**
  Adjust the system to the size and number of modules required.
- **Integration with EGAWARE®**
  Centralized management of multiple devices.
- **NFC Access**
  Smooth and secure user authentication.
- **Transparent Doors**
  Immediate visual identification of stored items.
- **Configurable Permissions**
  Only authorized users can access each compartment.
- **Expandable Architecture**
  Add a second linked locker to increase storage capacity.
- **Total Flexibility**
  Customize dimensions and internal layout according to your operational needs.

EGA Solutions

SMART STATIONS

Tailored solutions to implement Lean Manufacturing, 5S & Poka Yoke systems

By EGA Solutions®





Workstation solutions designed under the concepts of Lean Manufaturing, 5S and Poka Yoke which allow:

- **Avoid quality errors** in assembly.
- **Improve supply chain efficiency.**
- **Increase assembly time efficiency.**
- **Authorize accesses**.
- **Reduce** operating **costs.**

EGA Solutions

SMART STATION
WORKSTATION SOLUTIONS

EGATORK®

WIRELESS TIGHTENING TORQUE CONTROL SYSTEM

By EGA Solutions®

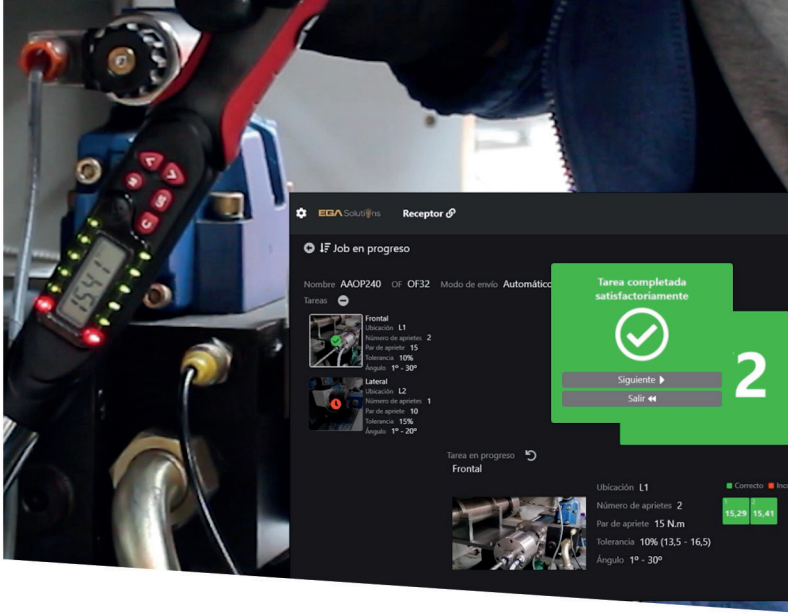





- **Elimination of quality issues and accidents** caused by human error.
- **Remote configuration of the torque-sequence parameters** defined for the task.
- **Compatible with RF torque wrenches and torque transducers.**
- **Long range** wireless system (up to 100m).
- **Wireless transmission** of tightening torques.
- Online generation of real **tightening certificates.**
- **Management of productive processes.**
- **Asset use monitoring and control.**
- **Report generation** for data analytics.
- **Integrable with EGALOC®** to enhance safety and quality in assembly processes.
- **ERP, MES or PLC connection** (optional).

EGA Solutions

EGALOC®

LOCATING SYSTEM FOR PRODUCTION PLANTS

By EGA Solutions®

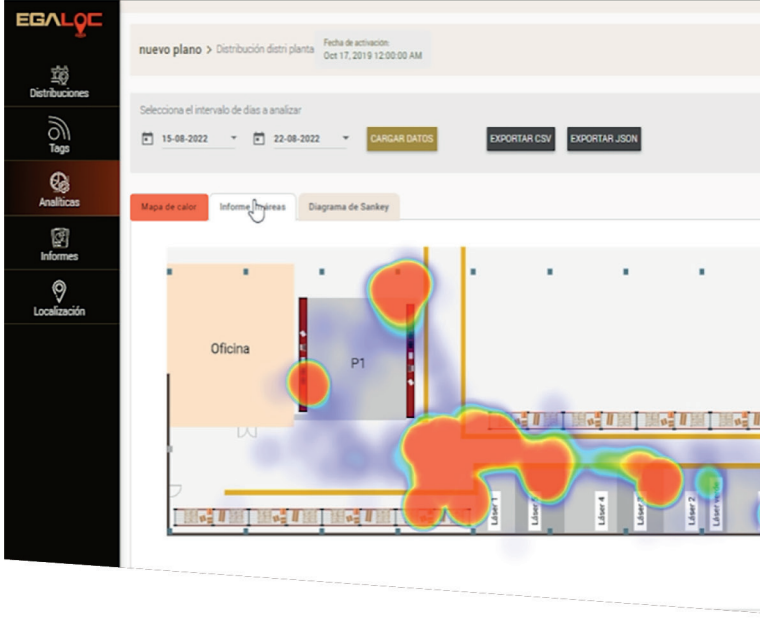



Locating system for production and maintenance plants that allows the control and management of assets for the optimization of production.

- **Asset tracking** for real-time monitoring.
- Creation of **work zones and navigation workflows.**
- **Process control of production flows** to guarantee quality.
- **Generation of alarms** for different working hypotheses.
- Information **in real time.**
- **Data analytics** for industrial process optimization.
- **Automated report generation.**
- Hardware with **battery control.**
- **Hardware adaptation to** the specific characteristics of **the assets** to be tracked.
- **Fully integrable with EGATORK** to reinforce safety and quality in assembly processes.

EGA Solutions

EGA Master

ART IN INNOVATION

BE SAFE...BE EFFICIENT



Customise your kits

1 **Select the tools** among the more than 25.000 references that we manufacture

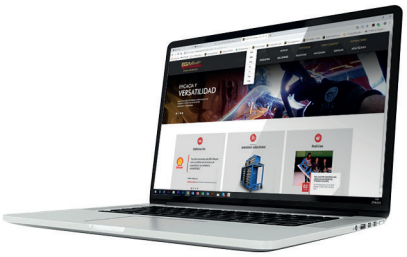



2 **Choose** among our wide range of **roller cabinets and/or cases**



3 **The foam trays will be designed** with the highest efficiency and the best use of the space*

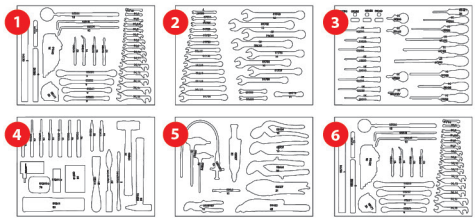

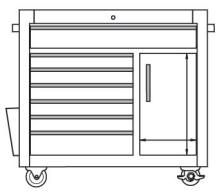

4 **The user's logo will be engraved** by laser on each tool*



5 **Receive your customised kit**



* No minimum order quantity

SEIRI Sort | SEITON Set in Order | SEISO Shine | SEIKETSU Standardize | SHITSUKE Sustain

5S-approach Customized PROJECTS 5S

CUSTOMIZED SOLUTIONS FOR TOTAL EFFICIENCY

What do we offer?

1. **Comprehensive design** of tool control and distribution areas
2. **Customized bi-color trays**
3. **Personalized marking** on tools and furniture
4. **Inventory management software**
5. **Color-Coding** Color Identification System













Benefits

ENHANCED SAFETY
Organized, risk-free environments

OPERATIONAL EFFICIENCY
Optimized time and resource management

CONSISTENT QUALITY
Standardized processes and uniform results

COST REDUCTION
Less waste, better resource utilization

Why EGA Master?

We are the strategic partner you need to transform your workspace.

SAFETY
SOLUTIONS

TOOL CONTROL SYSTEM



EGA Master offers as a solution an exclusive and personalized tool control system avoiding deviation or loss of them.

Choose the required tools and EGA Master will design and manufacture the necessary set, fully customized, with bicolor trays that perfectly adapt to the tools and allow you to view the missing tool.

*Possibility to install EGAware, the tool control software specifically developed for this application, and to engrave the end user logo.

NON-MAGNETIC TITANIUM



The completely non-magnetic Titanium tools have been developed with the most high-tech Titanium 6Al-4V alloy, in order to be used in the most innovative and advanced fields, such as aviation, military and aerospace applications.

Working with steel tools in environments with magnetic fields poses a risk both to employees' safety and to the they are working with. In those environments, only Titanium tools are the most appropriate to ensure the safety and productivity of repairing and maintenance activities.

1000V INSULATED

1.000V
IEC 60900



Insulated tools that comply with IEC 60900, each one of the pieces being tested at 10,000V. They are also tested rigorously according to what the norm establishes: adherence test, impact test, flame propagation test and dielectric penetration test.

Wide range of insulated tools (wrenches, pliers, torque wrenches, pincers, socket wrenches...), as well as insulating items (carpets, gloves, ...) ensuring the workers' safety.

ANTIDROP®



The widest range of industrial tools to work safely at heights.

Innovative heat-shrink system that allows adapting any of our tools.

The system complies with DROPS guidelines.

DROPS

If you want to know more download your diptych here:

WEB

DON'T YOU KNOW **EGA SOLUTIONS** YET? ...

EGA Solutions is the engineering that provides turnkey and customized solutions for Industry 4.0.

It offers indoor and outdoor geolocation solutions, tool management and control systems, custom manufacturing of intelligent workstations and specific solutions for KANBAN warehouses among others.



EFFICIENCY
SOLUTIONS

INDUSTRIAL TOOLS



The widest range of tools and sizes in the market, from the smallest to the biggest ones, including non-standard sizes.

The range includes from hammers and slogging ring wrenches to impact sockets of all sizes.

CONTROLLED TIGHTENING



The widest range of tools for controlled tightening. Advice and customized developments.

The range includes from digital torque wrenches (torque checking QC, mini, interchangeable heads torque wrenches...) analogic torque wrenches (mini, interchangeable heads, preset torque, dial, 1000V insulated torque wrenches…) hydraulic and battery-powered torque wrenches, to torque multipliers and calibration and control tools.

FOAM TRAYS AND TOOLS **PERSONALIZATION**

For a better tool control.

We personalize the design of each Foam tray for roller cabinets, tool boxes, suitcases or tool sets.

100% personalized and tailor-made!





We also mark each tool with your logo, company name or workshop name to increase its traceability and reduce costly losses!

HYDRAULIC TOOLS



Hydraulic tools of small dimensions and high durability for controlled tightening of nut-bolt connections, allowing tightening of a very wide range of nut sizes, both in millimeters and inches.

The range includes from square drive hydraulic torque wrenches, hexagonal hydraulic torque wrenches to hydraulic power units pumps of electric or air drive.

WHY DOES THE **RAILWAY SECTOR TRUST EGA MASTER**?

12 RANGES

THE WIDEST PRODUCT RANGE

We are the only manufacturer that offers a one-stop solution to reduce the administrative and logistic costs of procurement processes.

We manufacture 12 ranges and 25,000 references!

FLEXIBILITY AND PERSONALIZATION

We offer solutions to meet the specific needs of each customer, either by personalizing solutions or manufacturing tools according to the customer requirements.

PREMIUM TOOLS FOR INDUSTRIAL USE

We offer premium quality solutions for industrial use. All our tools include an unlimited lifetime warranty (*).

*Excluding non-sparking tools.

IMMEDIATE AVAILABILITY

Our products are in stock for immediate delivery. We have a 98% availability rate and a 99% on-time delivery rate.



BE SAFE...BE EFFICIENT



PROJECTS

PROJECT
PHOTOS







PROJECT
PHOTOS

ALSTOM







PROJECT
PHOTOS







TESTIMONIALS

Hitachi Rail Italy

HITACHI RAIL GROUP

ITALY
Salvatore Vignola
Purchasing Manager
Materials & Services
Europe & Middle East



"EGA Master, with its one-stop solution and 23,000 items, meets all our industrial needs. It offers premium quality tools and a fast and efficient service."

ALSTOM

ALSTOM

FRANCE
Vincent Luneau
Test Engineer
Le Creusot Test Center



"It was a pleasure working with the EGA Master team who have been receptive in the different conversations we have had. A good collaboration to find solutions to your needs."

الشركة الوطنية للسكك الحديدية التونسية
SOCIETE NATIONALE DES CHEMINS DE FER TUNISIENS

SNCFT

TUNISIA
Ezzedine Abcha
Production Director



"EGA Master's service quality was highly appreciated by our technicians. Their professionalism, attention to detail, and responsiveness stood out. Suppliers like EGA Master help us achieve desired quality and uphold standards essential to our acquisition process."

POMA

GROUPE POMA

FRANCE
Jean Pierre Dirieux
Warehouse & Logistics Lead



"We replaced our torque wrench bench with EGA Master's affordable model. Their salesperson guided installation and addressed all our technical questions. I recommend EGA Master for their responsiveness and availability."

STADLER

STADLER RAIL VALENCIA

SPAIN
Fernando Gallardo Fernández
Bogie Design Engineer



"At Stadler Valencia, EGA Master developed a custom tool for engine disassembly that optimized our workflow. Their professionalism and quality exceeded expectations."

ZELEROS

ZELEROS HYPERLOOP

SPAIN
Antonio Enguix
Mechanical Engineer



"EGA Master has supplied to us quality tools, with an excellent customer service and expert technical advice that we value and appreciate as customers."

CASE STUDIES

HITACHI
Inspire the Next

STANDARDIZATION OF THE TOOL RANGE ACROSS THEIR ENTIRE OPERATION



Italy
Japan

Client:
HITACHI RAIL GROUP

ABB

RIYADH METRO PROJECT RPTP - POWER TRANSMISSION AND SUPPLY NETWORK



Saudi Arabia
Switzerland

Client:
RIYADH METRO

Contractor:
ABB

ALSTOM

CAIRO MONORAIL PROJECT



Egypt
France

Client:
NATIONAL AUTHORITY FOR TUNNELS
(Ministry of Transport)

Contractor:
ALSTOM (JV with ORASCOM CONSTRUCTION & ARAB CONTRACTORS)

BE SAFE...BE EFFICIENT



PRODUCT



BE SAFE...BE EFFICIENT

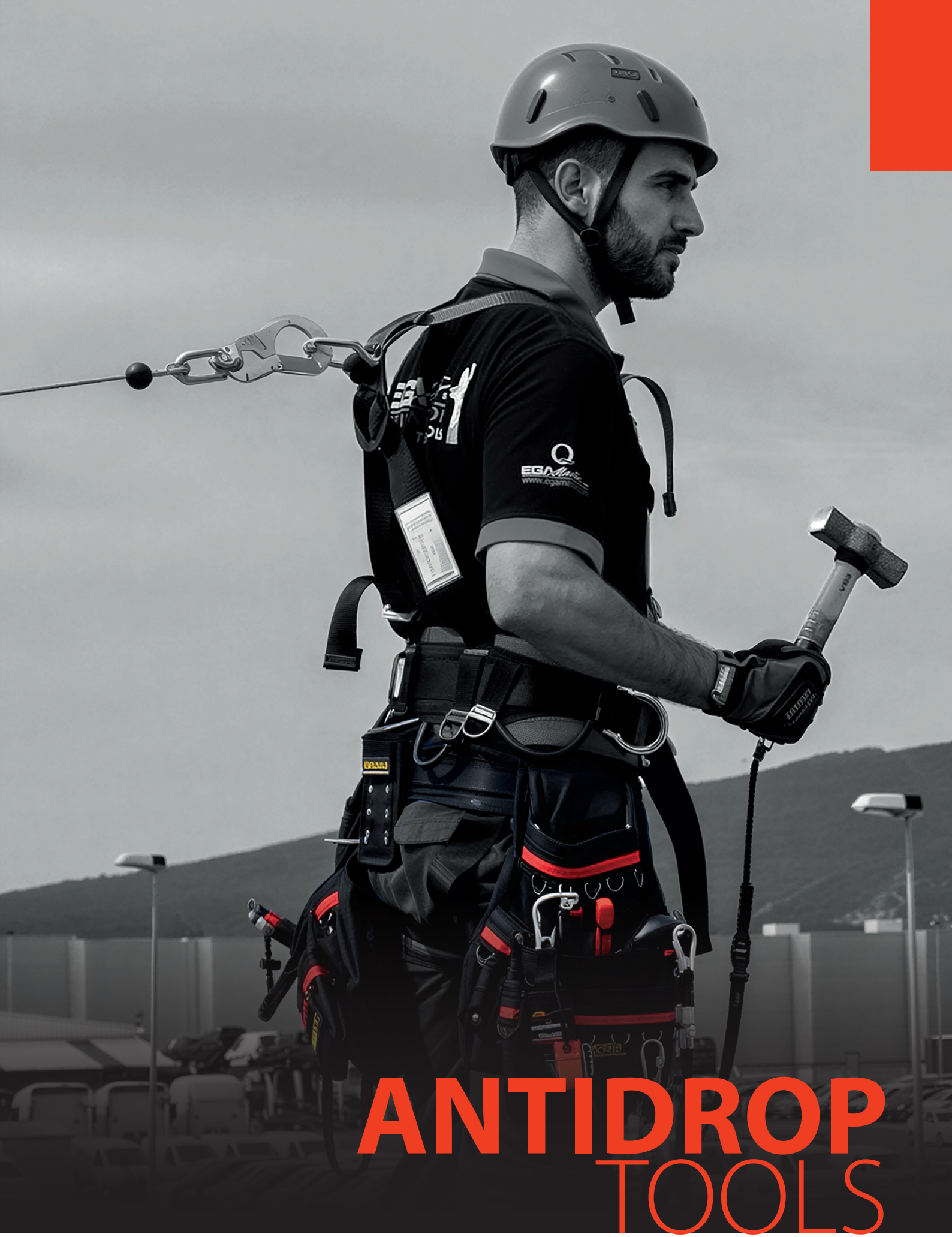

ANTIDROP TOOLS

ANTIDROP
TOOLS

LANYARDS

RETRACTABLE LANYARD

COD.	L (mm)	L max. (m)		CAP. (kg)					
66078	440	1,5	1	0,9	0,9	3	30	160	1



RETRACTABLE LANYARD WITH CARABINER

COD.	L (mm)	L max. (m)		CAP. (kg)					
66062	400	1,4	1	0,9	0,9	3	30	190	1



ACCESSORIES

COD.	L (mm)			
66248	200	1	145	1



COD.	L (mm)		
66063	240	15	1



COD.	L (mm)		
66064	200	45	1



COD.	L (mm)		
66068	270	20	1



SHOCK ABSORBING CARABINER LANYARD

COD.	L (mm)	L max. (m)	UV Resistant	CAP. (kg)					
66143	700	1,2	●	3	3	5	35	140	1



SOCK ABSORBING LOOP LANYARD

COD.	L (mm)	L max. (m)	UV Resistant	CAP. (kg)					
66118	980	1,5	●	3	3	5	35	85	1



• For more details about features and dimensions of the products, check the corresponding chapter of the General Catalogue or www.egamaster.com.

CARABINER LANYARD WITH SWIVEL

COD.	L (mm)	L max. (m)	UV Resistant	CAP. (kg)					
66112	1000	1,7	●	0,9	0,9	1	20	135	1



FEATURES
UV high resistance nylon and steel carabiners
Elastic

COD.	L (mm)	UV Resistant	CAP. (kg)					
66116	700	●	3	3	5	35	125	1



FEATURES
UV resistant polyester and high resistance nylon and steel carabiners
Rigid

LOOP LANYARD WITH SWIVEL

COD.	L (mm)	L max. (m)	UV Resistant	CAP. (kg)					
66113	880	1.5	●	0,9	0,9	1	20	80	1



FEATURES
UV high resistance nylon and steel carabiner
Elastic

COD.	L (mm)	UV Resistant	CAP. (kg)					
66117	630	●	3	3	5	35	70	1



FEATURES
UV resistant polyester and high resistance nylon and steel carabiners
Rigid

CLIMBING ROPE CARABINER LANYARD

COD.	L (mm)	L max. (m)	UV Resistant	CAP. (kg)					
66105	500	500	-	10	10	15	100	350	1



FEATURES
Terylene® climbing rope and steel carabiners
Rigid

TOOL BELT

COD.	L (inch)	Kg - MAX				Rings	
50997	32-44	15	10	3	4	35	21



ANTIDROP
TOOLS

ACCESSORIES

COD.	Kg MAX	Kg MAX	Rings
50998	10	3	1
50999			2



14 POCKETS NYLON BAG

COD.		g
50934	14	275



7 POCKETS NYLON BAG

COD.		g
50935	7	245



ACCESORY FOR HAMMER

COD.	g
50932	92



BELT

COD.	L (mm)	g
50933	135	260



• For more details about features and dimensions of the products, check the corresponding chapter of the General Catalogue or www.egamaster.com.



CONTROLLED TIGHTENING

CONTROLLED
TIGHTENING

TORQUE CHECKING QC WRENCHES

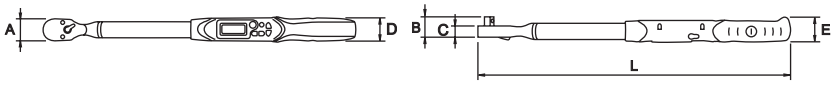

COD.		AF inch	N.m	Lb.ft	Lb.in	Kg.cm	L (mm)	A (mm)	B (mm)	C (mm)	D (mm)	E (mm)	Kg	
59138		1/4	1,5-30	1-22	13-265	15-306	390	23	19	11	39	44	1,4	1
59139	*	3/8	6,8-135	5-100	60-1195	69-1378	415	30	27	15			1,5	
59140		1/2	10-200	7-148	88-1770	102-2041	530	41	35	19			2,1	
59141			17-340	12-251	150-3009	173-3469	650						2,3	

12M



*** : Cable for calibration and data communication included.**

COD.	Accuracy CW (clockwise)	Accuracy CCW (counter clockwise)	Resolution	Data memory	Data communication to the computer	Cable for calibration-data communication
59138	±1%	±2%	0,01 N.m / 0,01 Lb.ft / 0,1 Lb.in / 0.1 Kg.cm	250	●	57573
59139						
59140			0,1 N.m / 0,1 Lb.ft / 1 Lb.in / 1 Kg.cm			
59141						

TECHNICAL SPECIFICATION	
Calibration certificate	●
Reversible	●
Teeth	36
Warning system	Audible and light alarm
Operation mode	M1: Verification of tightening torque QC/QCT - M2: Peak/Track*
Unit selection	N.m / Lb.ft / Lb.in / Kg.cm
Programs for calibration and data communication	●
Web calibration	●
Batteries	AA x 2
Battery operation time	110 h
Battery life (standby)	1 year
Working temperature	-10 °C ~ 60 °C
Storage temperature	-20 °C ~ 70 °C

*** : Track mode: Direct torque value - Peak mode: Max. torque Value.**

ACCESSORIES

COD.	Description	L (m)
57573	USB cable for calibration and data communication	1,2



TECHNICAL SPECIFICATION	
Valid for	Digital torque wrenches with data communication to the computer

• ENAC calibration certificate can be issued on demand
12M 12 MONTHS OF WARRANTY

BLUETOOTH WIRELESS DATA COMMUNICATION TORQUE AND ANGLE DIGITAL QC WRENCH

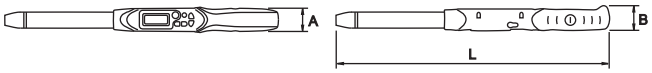

COD.	mm	N.m	Lb.ft	Lb.in	Kg.cm		L (mm)	A (mm)	B (mm)	Kg	
59176	9x12	1,5-30	1-22	13-265	15-306	1-360°	360	39	44	1,4	1
59177		6,8-135	5-99	60-1195	69-1378		370				
59178	14x18	10-200	7-147	88-1770	102-2041		470			1,9	
59179		17-340	12-250	150-3009	173-3469		590			2,1	

12M



COD.	Accuracy CW (clockwise)	Accuracy CCW (counter clockwise)	Resolution	Data memory	Data communication to the computer
59176	±2%	±3%	0,1 N.m / 0,1 Lb.ft / 1 Lb.in / 1 Kg.cm / 1°	2000	BLUETOOTH WIRELESS
59177					
59178					
59179					

TECHNICAL SPECIFICATION	
Calibration certificate	●
Warning system	Audible and light alarm
Unit selection	N.m / Lb.Ft / Lb.in / Kg.cm / °
Operation mode	Verification (QC) - Tightening (Peak/Track*/Angle)
Web calibration	●
Maximum distance between the PC and the wrench	10 m (This distance could be reduced depending on the environment)
Batteries	AA x 2
Battery operation time	110 h
Battery life (standby)	1 year
Working temperature	-10 °C ~ 60 °C
Storage temperature	-20 °C ~ 70 °C
Joint Dimensions	
59176	9 x 12 mm
59177	9 x 12 mm
59178	14 x 18 mm
59179	14 x 18 mm

*** : Track mode: Direct torque value - Peak mode: Max. torque Value.**

12M 12 MONTHS OF WARRANTY

CONTROLLED
TIGHTENING

EGATORK

RF WIRELESS DATA COMMUNICATION TORQUE AND ANGLE DIGITAL WRENCHES

INTERCHANGEABLE HEAD TORQUE WRENCHES

STANDARD

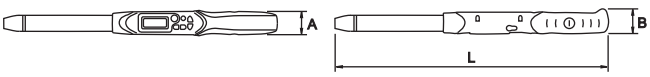

COD.	mm	N.m	Lb.ft	Lb.in	Kg.cm	L (mm)	A (mm)	B (mm)		Kg	
58764	9x12	1,5-30	1-22	13-265	15-306	360	39	44	1-360°	1,4	1
58765		6,8-135	5-100	60-1195	69-1378	375				1,6	
58766	14x18	17-340	12-251	150-3009	173-3469	590					
59130		25-500	18-369	221-4424	255-5102	880	44			4,8	

12M



COD.	Accuracy CW (clockwise)	Accuracy CCW (counter clockwise)	Resolution	Data memory	Data communication to the computer
58764	±2%	±3%	0,01 N.m / 0,01 Lb.ft / 0,1 Lb.in / 0,1 Kg.cm / 1°	2000	RF WIRELESS
58765					
58766			0,1 N.m / 0,1 Lb.ft / 1 Lb.in / 1 Kg.cm / 1°		
59130	±2,5%	±3,5%			

TECHNICAL SPECIFICATION	
Calibration certificate	●
Warning system	Audible and light alarm
Unit selection	N.m / Lb.Ft / Lb.in / Kg.cm / °
Operation mode	Verification (QC) - Tightening (Peak/Track*/Angle)
Web calibration	●
Batteries	AA x 2
Battery operation time	110 h
Battery life (standby)	1 year
Working temperature	-10 °C ~ 60 °C
Storage temperature	-20 °C ~ 70 °C
Maximum distance between the receiver and the wrench	100 m (This distance could be reduced depending on the environment)
Frequency band	ISM 433 MHz
Joint Dimensions	
58764	9 x 12 mm
58765	9 x 12 mm
58766	14 x 18 mm
59130	14 x 18 mm

*** : Track mode: Direct torque value - Peak mode: Max. torque Value.**

• ENAC calibration certificate can be issued on demand
12M 12 MONTHS OF WARRANTY

EGATORK

LONG SERIE



COD.	mm	N.m	Lb.ft		L (mm)	A (mm)	Kg	
59131	24x32	50-1000	36-737	1-360°	1730	38	13	1
59132	27x36	100-2000	74-1475		1740		14	

12M



COD.	Accuracy CW (clockwise)	Accuracy CCW (counter clockwise)	Resolution	Data memory	Data communication to the computer
59131	±2,5%	±3,5%	1 N.m / 1 Lb.ft / 1°	2000	RF WIRELESS
59132					

TECHNICAL SPECIFICATION	
Calibration certificate	●
Warning system	Audible and light alarm
Unit selection	N.m / Lb.Ft / °
Operation mode	Verification (QC) - Tightening (Peak/Track*/Angle)
Web calibration	●
Batteries	AA x 2
Battery operation time	110 h
Battery life (standby)	1 year
Working temperature	-10 °C ~ 60 °C
Storage temperature	-20 °C ~ 70 °C
Maximum distance between the receiver and the wrench	100 m (This distance could be reduced depending on the environment)
Frequency band	ISM 433 MHz
Joint Dimensions	
59131	24 x 32 mm
59132	27 x 36 mm

*** : Track mode: Direct torque value - Peak mode: Max. torque Value**

12M 12 MONTHS OF WARRANTY

CONTROLLED
TIGHTENING

EGATORK

MINI

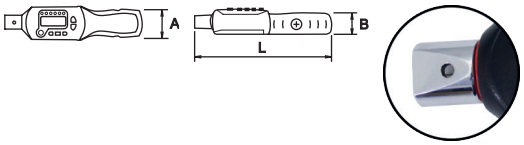

COD.	mm	N.m	Lb.ft	Lb.in	Kg.cm		L (mm)	A (mm)	B (mm)	Kg	
59292	9 x 12	1,5-30	1-22	13-265	15-306	1-360°	225	39	44	1,2	1
59293		4,2-85	3,1-63	37-752	43-867		270			1,3	

12M



COD.	Accuracy CW (clockwise)	Accuracy CCW (counter clockwise)	Resolution	Data memory	Data communication to the computer
59292 59293	±2%	±3%	0,01 N.m / 0,01 Lb.ft / 0,1 Lb.in / 0,1 Kg.cm / 1°	250	RF WIRELESS

TECHNICAL SPECIFICATION	
Calibration certificate	●
Warning system	Audible and light alarm
Unit selection	N.m / Lb.Ft / Lb.in / Kg.cm / °
Operation mode	Verification (QC) - Tightening (Peak/Track*/Angle)
Web calibration	●
Batteries	AAA x 2
Battery operation time	110 h
Battery life (standby)	1 year
Working temperature	-10 °C ~ 60 °C
Storage temperature	-20 °C ~ 70 °C
Maximum distance between the receiver and the wrench	100 m (This distance could be reduced depending on the environment)
Frequency band	ISM 433 MHz

*** : Track mode: Direct torque value - Peak mode: Max. torque Value**

• ENAC calibration certificate can be issued on demand
12M 12 MONTHS OF WARRANTY

EGATORK

INTERCHANGEABLE HEAD TORQUE WRENCHES WITH RATCHET HEADS

STANDARD

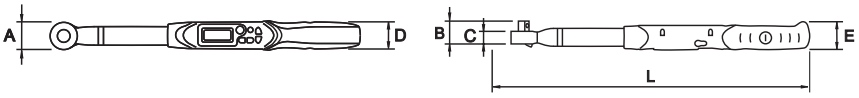

COD.	AF inch	N.m	Lb.ft	Lb.in	Kg.cm	L (mm)	A (mm)	B (mm)	C (mm)	D (mm)	E (mm)		Kg	
58767	1/4"	1,5-30	1-22	13-265	15-306	390	25	25	16	39	44	1-360°	1,5	1
58768	3/8"	6,8-135	5-100	60-1195	69-1378	405	37	34	22				1,7	
58769	1/2"	17-340	12-251	150-3009	173-3469	620	43	44	28					
59133		25-500	18-369	221-4424	255-5102	910				44			4,9	

12M



COD.	Accuracy CW (clockwise)	Accuracy CCW (counter clockwise)	Resolution	Data memory	Data communication to the computer
58767	±2%	±3%	0,01 N.m / 0,01 Lb.ft / 0,1 Lb.in / 0,1 Kg.cm / 1°	2000	RF WIRELESS
58768					
58769					
59133	±2,5%	±3,5%	0,1 N.m / 0,1 Lb.ft / 1 Lb.in / 1 Kg.cm / 1°		

TECHNICAL SPECIFICATION	
Calibration certificate	●
Warning system	Audible and light alarm
Unit selection	N.m / Lb.Ft / Lb.in / Kg.cm / °
Operation mode	Verification (QC) - Tightening (Peak/Track*/Angle)
Web calibration	●
Batteries	AA x 2
Battery operation time	110 h
Battery life (standby)	1 year
Working temperature	-10 °C ~ 60 °C
Storage temperature	-20 °C ~ 70 °C
Maximum distance between the receiver and the wrench	100 m (This distance could be reduced depending on the environment)
Frequency band	ISM 433 MHz
Joint Dimensions	
58767	9 x 12 mm
58768	9 x 12 mm
58769	14 x 18 mm
59133	14 x 18 mm

*** : Track mode: Direct torque value - Peak mode: Max. torque Value.**

12M 12 MONTHS OF WARRANTY

CONTROLLED
TIGHTENING

EGATORK

LONG SERIE

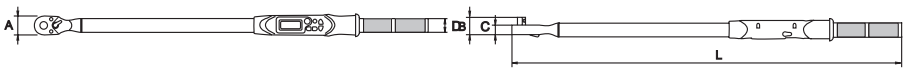

COD.	AF inch	mm	N.m	Lb.ft		L (mm)	A (mm)	B (mm)	C (mm)	D (mm)	Kg	
59134	1"	24 x 32	50-1000	36-737	1-360°	1800	60	70	41	38	15	1
59135		27 x 36	100-2000	74-1475		1850	70	75	50		16	

12M



COD.	Accuracy CW (clockwise)	Accuracy CCW (counter clockwise)	Resolution	Data memory	Data communication to the computer
59134 59135	±2,5%	±3,5%	1 N.m / 1 Lb.ft / 1°	2000	RF WIRELESS

TECHNICAL SPECIFICATION	
Calibration certificate	●
Warning system	Audible and light alarm
Unit selection	N.m / Lb.Ft / °
Operation mode	Verification (QC) - Tightening (Peak/Track*/Angle)
Web calibration	●
Batteries	AA x 2
Battery operation time	110 h
Battery life (standby)	1 year
Working temperature	-10 °C ~ 60 °C
Storage temperature	-20 °C ~ 70 °C
Maximum distance between the receiver and the wrench	100 m (This distance could be reduced depending on the environment)
Frequency band	ISM 433 MHz
Joint Dimensions	
59134	24 x 32 mm
59135	27 x 36 mm

*** : Track mode: Direct torque value - Peak mode: Max. torque Value.**

RECEIVER



COD.	Valid for	Kg	
58770	58764, 58765, 58766, 59130, 59131, 59132, 58767, 58768, 58769, 59133, 59134, 59135, 59292, 59293	1,4	1

12M

TECHNICAL SPECIFICATION	
Programs for calibration and data communication	●
Frequency band	ISM 433MHz



• ENAC calibration certificate can be issued on demand
12M 12 MONTHS OF WARRANTY

TORQUE AND ANGLE WRENCHES

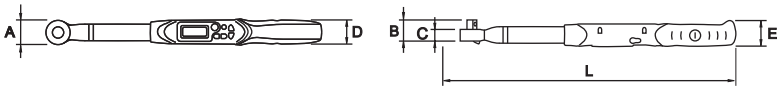

COD.		AF inch	N.m	Lb.ft	Lb.in	Kg.cm	L (mm)	A (mm)	B (mm)	C (mm)	D (mm)	E (mm)		Kg	
58775		1/4"	1,5-30	1-22	13-265	15-306	390	25	25	16				0,8	
58776		3/8"	6,8-135	5-100	60-1195	69-1378	410	36	34	23				1,0	
58777	*								38		39	44	1-360°		1
58778		1/2"	10-200	7-148	88-1770	102-2041	510							1,4	
58779			17-340	12-251	150-3009	173-3469	630	43	44	28				1,5	

12M

* : Cable for calibration and data communication included.



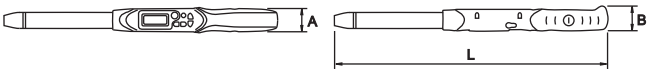

COD.		mm	N.m	Lb.ft	Lb.in	Kg.cm	L (mm)	A (mm)	B (mm)		Kg	
59014		9 x 12	1,5-30	1-22	13-265	15-306	360				0,8	
59015	*		6,8-135	5-100	60-1195	69-1378	370	39	44	1-360°	1,0	1
59016		14 x 18	10-200	7-148	88-1770	102-2041	470				1,4	
59017			17-340	12-251	150-3009	173-3469	590				1,5	

12M

* : Cable for calibration and data communication included.



COD.	Accuracy CW (clockwise)	Accuracy CCW (counter clockwise)	Resolution	Data memory	Data communication to the computer	Cable for calibration-data communication
58775						
58776						
58777						
58778						
58779	±2%	±3%	0,01 N.m / 0,01 Lb.ft / 0,1 Lb.in / 0,1 Kg.cm	250	•	57573
59014						
59015						
59016						
59017						

• ENAC calibration certificate can be issued on demand
12M 12 MONTHS OF WARRANTY

CONTROLLED
TIGHTENING

TECHNICAL SPECIFICATION	
Calibration certificate	●
Preset Torque values	9
Warning system	Audible and light alarm
Unit selection	N.m / Lb.ft / Lb.in / Kg.cm
Joint Dimensions	
58775	9 x 12 mm
58776	9 x 12 mm
58777	9 x 12 mm
59014	9 x 12 mm
59015	9 x 12 mm
58778	14 x 18 mm
58779	14 x 18 mm
59016	14 x 18 mm
59017	14 x 18 mm
Operation mode	Peak/Track*
Programs for calibration and data communication	●
Batteries	AA x 2
Web calibration	●
Battery operation time	110 h
Battery life (standby)	1 year
Working temperature	-10 °C ~ 60 °C
Storage temperature	-20 °C ~ 70 °C

*** : Track mode: Direct torque value - Peak mode: Max. torque Value.**

ACCESSORIES

COD.	Description	L (m)
57573	USB cable for calibration and data communication	1,2



TECHNICAL SPECIFICATION	
Valid for	Digital torque wrenches with data communication to the computer

DIGITAL TORQUE WRENCH

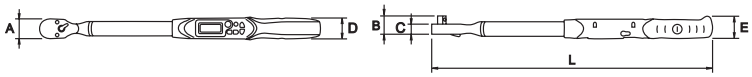

COD.		AF inch	N.m	Lb.ft	Lb.in	Kg.cm	L (mm)	A (mm)	B (mm)	C (mm)	D (mm)	E (mm)	Kg	
62955	-	1/4	1,5-30	1-22	13-265	15-306	390	23	19	11	39	44	1,4	1
62956	-	3/8	6,8-135	5-100	60-1195	69-1378	415	30	27	15	39	44	1,5	1
62957	-	1/2	10-200	7-148	88-1770	102-2041	530	41	35	19	39	44	2,1	1
62958	-	1/2	17-340	12-251	150-3009	173-3469	650	41	35	19	39	44	2,3	1
62959	*	1/4	1,5-30	1-22	13-265	15-306	390	23	19	11	39	44	1,7	1
62960	*	3/8	6,8-135	5-100	60-1195	69-1378	415	30	27	15	39	44	1,9	1
62961	*	1/2	10-200	7-148	88-1770	102-2041	530	41	35	19	39	44	2,5	1
62962	*	1/2	17-340	12-251	150-3009	173-3469	650	41	35	19	39	44	2,7	1

12M



• ENAC calibration certificate can be issued on demand
12M 12 MONTHS OF WARRANTY

CONTROLLED
TIGHTENING

COD.	Accuracy CW (clockwise)	Accuracy CCW (counter clockwise)	Resolution	Data memory	Data communication to the computer	Cable for calibration-data communication
62955	±2%	±3%	0,01 N.m / 0,01 Lb.ft / 0,1 Lb.in / 0,1 Kg.cm	50	-	87577
62956						
62957			0,1 N.m / 0,1 Lb.ft / 1 Lb.in / 1 Kg.cm			
62958						
62959	±1%	±2%	0,01 N.m / 0,01 Lb.ft / 0,1 Lb.in / 0,1 Kg.cm	250	●	57573
62960						
62961			0,1 N.m / 0,1 Lb.ft / 1 Lb.in / 1 Kg.cm			
62962						

TECHNICAL SPECIFICATION	
Calibration certificate	●
Reversible	●
Teeth	36
Preset Torque values	9
Warning system	Audible and light alarm
Operation mode	Peak/Track*
Unit selection	N.m / Lb.ft / Lb.in / Kg.cm
Programs for calibration and data communication	●
Web calibration	●
Batteries	AA x 2
Battery operation time	110 h
Battery life (standby)	1 year
Working temperature	-10 °C ~ 60 °C
Storage temperature	-20 °C ~ 70 °C

*** : Track mode: Direct torque value - Peak mode: Max. torque Value.**

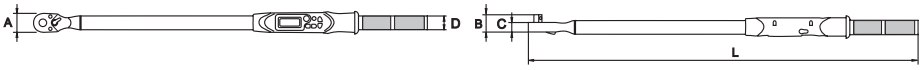



COD.		AF inch	N.m	Lb.ft	Lb.in	Kg.cm	L (mm)	A (mm)	B (mm)	C (mm)	D (mm)	Kg	
67685	-	3/4	25-500	18-369	221-4424	255-5102	950	60	55	30	38	5,6	1
67686			42,5-850	31-627	376-7521	434-8674	1220					6,2	
67688		1	75-1500	221-1106	-	-	1800	70	65	35		9,2	
67721	*	3/4	25-500	18-369	221-4424	255-5102	950	60	55	30		5,6	
67722			42,5-850	31-627	376-7521	434-8674	1220					6,2	
67724		1	75-1500	221-1106	-	-	1800	70	65	35		9,5	

12M

COD.	Accuracy CW (clockwise)	Accuracy CCW (counter clockwise)	Resolution	Data memory	Data communication to the computer	Cable for calibration-data communication
67685	±2,5%	±3,5%	0,1 N.m / 0,1 Lb.ft / 1 Lb.in / 1 Kg.cm	50	-	87577
67686						
67688			0,1 N.m / 0,1Lb.ft			
67721			0,1 N.m / 0,1 Lb.ft / 1 Lb.in / 1 Kg.cm	250	●	57573
67722						
67724			0,1 N.m / 0,1Lb.ft			

• ENAC calibration certificate can be issued on demand
12M 12 MONTHS OF WARRANTY

CONTROLLED
TIGHTENING

ANALOGIC REVERSIBLE MINI TORQUE WRENCH

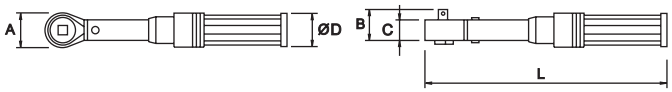



COD.	AF inch	N.m	L (mm)	A (mm)	B (mm)	C (mm)	D (mm)	g
62982	1/4	1-5	185	28	25	15	26	350

12M

TECHNICAL SPECIFICATION	
Accuracy	4%
Calibration certificate	●
Reversible	●
Teeth	45
Individual case	●

ANALOGIC REVERSIBLE TORQUE WRENCH

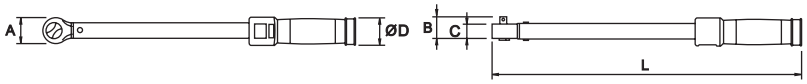



COD.	AF inch	N.m	Lb.ft	Lb.in	L (mm)	A (mm)	B (mm)	C (mm)	D (mm)	Kg	
62951	1/4	2.5-12*	-	20-105	290	28	30	19	38	0,8	1
62952		4-20*		30-180							
65871		-		35-180	230						
62965	3/8	6-30*		50-250	320	37	40	25		0,9	
65872		-		120-450	380	40	44			1,3	
62953		25-125*	20-90	-	440	38	40				
62878	1/2	10-60*	9-45							1,1	
57686		10-70	-	100-600*			41			1,2	
62954		25-125*	20-90	-			44			1,3	
65873		-	-	350-1800	520	40				1,4	
62963		40-200*	30-150	-	460						
62968		65-335*	50-250		520					1,5	
65918		-	-	1000-3000							
62983		80-400*	60-300	-	750					1,9	
62969	3/4	160-800*	120-600		1040	60	66	39		8,6	
62976	1	200-1000*	150-750			72	82				
62977		300-1500*	200-1100		1250			40		12	
62978		400-2000*	300-1500							12,2	
62979		600-3000*	400-2200							13,2	

12M | Repair kit available

* : Main scale

TECHNICAL SPECIFICATION	
Accuracy	3%
Calibration certificate	●
Reversible	●
Teeth	45
Individual case	●

12M 12 MONTHS OF WARRANTY

EXTENSION BAR FOR TORQUE WRENCH

COD.	L (mm)	O.D. mm	Valid for	Kg	
56497	1100	38	62977, 62978, 56494, 56495	3,4	1
56498		40,5	62979, 56496	4,7	



REVERSIBLE STEEL MICROMETER TYPE TORQUE WRENCH

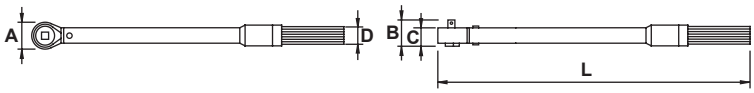

COD.	AF inch	N.m	Lb.ft	Lb.in	L (mm)	L1 (mm)	L2 (mm)	A (mm)	B (mm)	C (mm)	D (mm)	Kg	
59282	1/4	2,5-12	-	20-105	290	-	-	30	27	16	31	0,7	1
59283	3/8	6,0-30		50-250	320			38	35	21		0,8	
59284	1/2	10-60	9-45	-	390				40			1,0	
59285		25-125	20-90		440								
59286		65-335	50-250		530			40				1,3	
59287		80-400	60-300		700							2,2	
59288	1	200-1000	150-750		1050			60	60	32	41	6,0	
59289		400-2000	300-1500		1250			75	75	42		9,0	



12M

TECHNICAL SPECIFICATION	
Teeth	45
Accuracy	3%
Calibration certificate	●
Reversible	●
Individual case	●

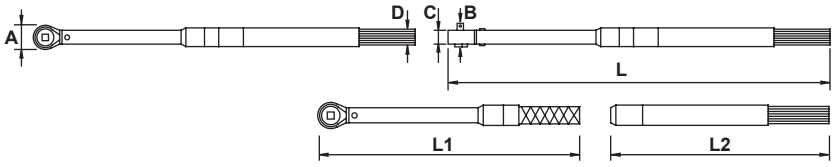

COD.	AF inch	N.m	Lb.ft	Lb.in	L (mm)	L1 (mm)	L2 (mm)	A (mm)	B (mm)	C (mm)	D (mm)	Kg	
59290	1	600-3000	400-2000	-	2800	1800	1100	75	75	42	41	16	1



12M

TECHNICAL SPECIFICATION	
Teeth	45
Accuracy	3%
Calibration certificate	●
Reversible	●
Individual case	-

• ENAC calibration certificate can be issued on demand
12M 12 MONTHS OF WARRANTY

CONTROLLED
TIGHTENING

EGATORK

REVERSIBLE ALUMINUM TORQUE WRENCH

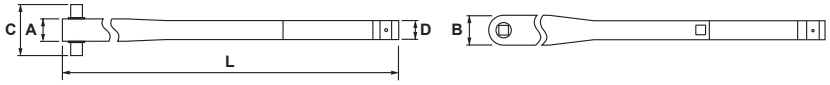

COD.	AF inch	N.m	Lb.ft	L (mm)	A (mm)	B (mm)	C (mm)	D (mm)	Kg	
59194	3/4	100-550	80-400	800	35	45	85	37	2,9	1
59195		160-760	120-560						3,2	

12M



TECHNICAL SPECIFICATION	
Teeth	22
Accuracy	3%
Calibration certificate	●
Ratchet	●
Reversible	●
Individual case	●

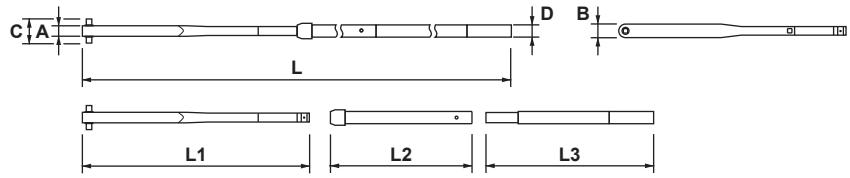

COD.	AF inch	N.m	Lb.ft	L (mm)	L1 (mm)	L2 (mm)	L3 (mm)	A (mm)	B (mm)	C (mm)	D (mm)	Kg	
59196	3/4	200-1000	150-750	1400	800	750	-	35	45	85	37	5,6	1

12M



TECHNICAL SPECIFICATION	
Teeth	22
Accuracy	3%
Calibration certificate	●
Ratchet	●
Reversible	●
Individual case	●

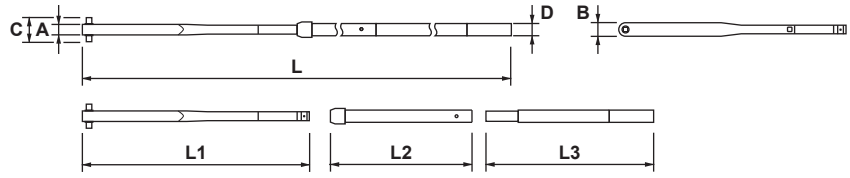

COD.	AF inch	N.m	Lb.ft	L (mm)	L1 (mm)	L2 (mm)	L3 (mm)	A (mm)	B (mm)	C (mm)	D (mm)	Kg	
59197	1	300-1500	200-1100	1600	950	950	-	40	60	105	37	9,8	1
59198		400-2000	300-1500	2300			950					12	

12M



12M 12 MONTHS OF WARRANTY

EGATORK

TECHNICAL SPECIFICATION	
Teeth	24
Accuracy	3%
Calibration certificate	●
Ratchet	●
Reversible	●
Individual case	●

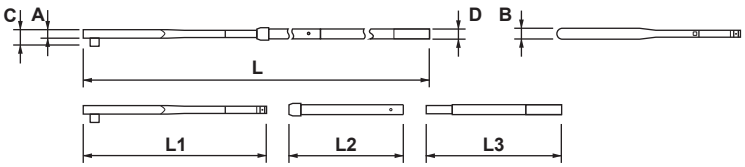

COD.	AF inch	N.m	Lb.ft	L (mm)	L1 (mm)	L2 (mm)	L3 (mm)	A (mm)	B (mm)	C (mm)	D (mm)	Kg	
59199	1.1/2	600-3000	400-2000	2400	1050	950	950	40	70	110	37	16	1

12M



TECHNICAL SPECIFICATION	
Teeth	-
Accuracy	3%
Calibration certificate	●
Ratchet	-
Reversible	-
Individual case	●

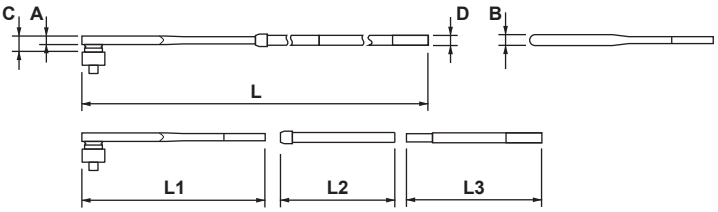

COD.	AF inch	N.m	Lb.ft	L (mm)	L1 (mm)	L2 (mm)	L3 (mm)	A (mm)	B (mm)	C (mm)	D (mm)	Kg	
59228	1.1/2	600-3000	400-2000	2400	1050	950	950	40	70	170	37	20	1

12M



TECHNICAL SPECIFICATION	
Teeth	45
Accuracy	3%
Calibration certificate	●
Ratchet	●
Reversible	-
Individual case	●

ACCESSORIES

COD.	AF inch	Kg
59227	1.1/2	4,1



TECHNICAL SPECIFICATION	
Teeth	45
Ratchet	●
Reversible	●

• ENAC calibration certificate can be issued on demand
12M 12 MONTHS OF WARRANTY

CONTROLLED TIGHTENING

INTERCHANGEABLE HEAD TORQUE WRENCHES

9 × 12

DIGITAL



COD.		mm	N.m	Lb.ft	Lb.in	Kg.cm	L (mm)	A (mm)	B (mm)	Kg	
57585	-	9 x 12	1,5-30	1-22	13-265	15-306	360	39	44	1,4	1
57586			6,8-135	5-100	60-1195	69-1378	375			1,6	
57589	*		1,5-30	1-22	13-265	15-306	360			1,4	
57590			6,8-135	5-100	60-1195	69-1378	375			1,6	



12M

COD.	Accuracy CW (clockwise)	Accuracy CCW (counter clockwise)	Resolution	Data memory	Data communication to the computer	Cable for calibration-data communication
57585	±2%	±3%	0,01 N.m / 0,01 Lb.ft / 0,1 Lb.in / 0,1 Kg.cm	50	-	87577
57586			0,1 N.m / 0,1 Lb.ft / 1 Lb.in / 1 Kg.cm			
57589	±1%	±2%	0,01 N.m / 0,01 Lb.ft / 0,1 Lb.in / 0,1 Kg.cm	250	●	57573
57590			0,1 N.m / 0,1 Lb.ft / 1 Lb.in / 1 Kg.cm			

TECHNICAL SPECIFICATION	
Calibration certificate	●
Preset Torque values	9
Warning system	Audible and light alarm
Operation mode	Peak/Track*
Unit selection	N.m / Lb.ft / Lb.in / Kg.cm
Programs for calibration and data communication	
57585	-
57586	-
57589	●
57590	●
Web calibration	●
Batteries	AA x 2
Battery operation time	110 h
Battery life (standby)	1 year
Working temperature	-10 °C ~ 60 °C
Storage temperature	-20 °C ~ 70 °C
Joint Dimensions	9 x 12 mm

*** : Track mode: Direct torque value - Peak mode: Max. torque Value**

12M 12 MONTHS OF WARRANTY

EGATORK

ACCESSORIES

COD.	Description	L (m)
57573	USB cable for calibration and data communication	1,2



TECHNICAL SPECIFICATION	
Valid for	Digital torque wrenches with data communication to the computer

COD.	Description	L (m)
87577	USB cable for calibration	1,2



TECHNICAL SPECIFICATION	
Valid for	Digital torque wrenches without data communication to the computer



• ENAC calibration certificate can be issued on demand

CONTROLLED
TIGHTENING

DIGITAL MINI

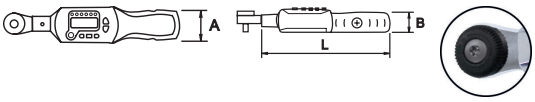

COD.		AF inch	N.m	Lb.ft	Lb.in	Kg.cm	L (mm)	A (mm)	B (mm)	Kg	
57541	*	1/4	1,5-30	1-22	13-265	15-306	225	39	44	1,4	1
57543		3/8	4,2-85	3,1-63	37-752	43-867	270			1,5	

12M

* : Cable for calibration and data communication included.



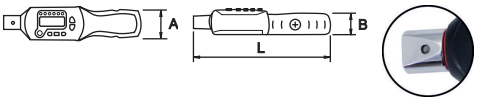

COD.		mm	N.m	Lb.ft	Lb.in	Kg.cm	L (mm)	A (mm)	B (mm)	Kg	
57542	*	9x12	1,5-30	1-22	13-265	15-306	225	39	44	1,2	1
57544			4,2-85	3,1-63	37-752	43-867	270			1,3	

12M

* : Cable for calibration and data communication included.



COD.	Accuracy CW (clockwise)	Accuracy CCW (counter clockwise)	Resolution	Data memory	Data communication to the computer	Cable for calibration-data communication
57541	±2	±3	0,01 N.m / 0,01 Lb.ft / 0,1 Lb.in / 0,1 Kg.cm	250	●	57573
57543			0,1 N.m / 0,1 Lb.ft / 1 Lb.in / 1 Kg.cm			
57542			0,01 N.m / 0,01 Lb.ft / 0,1 Lb.in / 0,1 Kg.cm			
57544			0,1 N.m / 0,1 Lb.ft / 1 Lb.in / 1 Kg.cm			

12M 12 MONTHS OF WARRANTY

CONTROLLED
TIGHTENING

TECHNICAL SPECIFICATION	
Calibration certificate	●
Reversible	●
Teeth	
57541	52
57543	52
57542	-
57544	-
Preset Torque values	9
Warning system	Audible and light alarm
Operation mode	Peak/Track*
Unit selection	N.m / Lb.ft / Lb.in / Kg.cm
Programs for calibration and data communication	●
Web calibration	●
Batteries	AAA x 2
Battery operation time	110 h
Battery life (standby)	1 year
Working temperature	-10 °C ~ 60 °C
Storage temperature	-20 °C ~ 70 °C

*** : Track mode: Direct torque value - Peak mode: Max. torque Value.**

ACCESSORIES

COD.	Description	L (m)
57573	USB cable for calibration and data communication	1,2



TECHNICAL SPECIFICATION	
Valid for	Digital torque wrenches with data communication to the computer

ANALOGIC

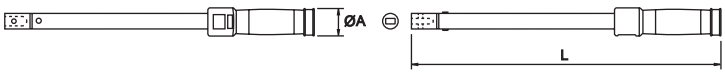

COD.	mm	N.m	Lb.ft	Lb.in	L (mm)	A (mm)	Kg	
56220	9 x 12	2,5-12	-	20-105	280	38	0,5	1
56242		4-20		30-180				
56221		6-30		50-250	300		0,6	
56245		10-70		100-600	370		0,7	
56222		25-125	20-90	-	420		0,8	

12M | Repair kit available



TECHNICAL SPECIFICATION	
Accuracy	3%
Calibration certificate	●
Reversible	●
Joint Dimensions	9 x 12 mm
Ratchet + open head + box head + box open head system + adjustable	●
Individual case	●

• ENAC calibration certificate can be issued on demand
12M 12 MONTHS OF WARRANTY

CONTROLLED TIGHTENING

EGATORK

INTERCHANGEABLE HEADS

OPEN HEADS

MM

COD.	AF mm	mm
56250	7	9 x 12
56251	8	
56252	9	
56253	10	
56254	11	
56255	12	
56256	13	
56257	14	
56258	15	
56259	16	
56260	17	
56261	18	
56262	19	



INCH

COD.	AF inch	mm
56445	1/4	9 x 12
56446	5/16	
56447	3/8	
56448	7/16	
56449	1/2	
56450	9/16	
56451	5/8	
56452	11/16	
56453	3/4	



ADJUSTABLE HEADS

COD.	CAP. (mm)	mm
56291	5-30	9 x 12



RATCHET HEADS

COD.	AF inch	Teeth	mm
57563	1/4	52	9 x 12
57564	3/8		
57562	1/2		



COD.	AF inch	Teeth	mm
56246	1/4	45	9 x 12
56247	3/8		
56248	1/2		



COD.	AF inch	Teeth	mm
57595	1/4	52	9 x 12
57596	3/8		
57597	1/2		



COD.	AF inch	Teeth	mm
59084	1/4	72	9 x 12
59085	3/8		
59086	1/2		



BOX HEADS

MM

COD.	AF mm	mm
56264	7	9 x 12
56265	8	
56266	9	
56267	10	
56268	11	
56269	12	
56270	13	
56271	14	
56272	15	
56273	16	
56274	17	
56275	18	
56276	19	
56277	21	
56278	22	
56294	24	



INCH

COD.	AF inch	mm
56444	1/4	9 x 12
56454	5/16	
56455	3/8	
56456	7/16	
56457	1/2	
56458	9/16	
56459	5/8	
56460	11/16	



EGATORK

COD.	AF inch	mm
56461	3/4	9 x 12
56462	13/16	
56463	7/8	

HEX BIT HOLDER HEADS

COD.	inch	mm
59072	1/4	9 x 12
59073	5/16	



BOX OPEN HEADS

MM

COD.	AF mm	mm
56279	10	9 x 12
56280	11	
56281	12	
56282	13	
56283	14	
56284	16	
56285	17	
56286	18	
56287	19	
56288	21	
56289	22	
56293	24	



REVERSIBLE HEX BIT HOLDER HEADS

COD.	inch	mm
59076	1/4	9 x 12
59077	5/16	



WELD-ON HEAD

COD.	mm
59082	9 x 12



INCH

COD.	AF inch	mm
59065	3/8	9 x 12
59066	7/16	
59067	1/2	
59068	9/16	
59069	5/8	
59070	11/16	
59071	3/4	



ADAPTERS

COD.	AF inch		L (mm)	g
59114	9 x 12	14 x 18	45	22



• ENAC calibration certificate can be issued on demand

CONTROLLED
TIGHTENING

EGATORK

14 × 18

DIGITAL



COD.		mm	N.m	Lb.ft	Lb.in	Kg.cm	L (mm)	A (mm)	B (mm)	Kg	
57587	-	14 x 18	10-200	7-148	88-1770	102-2041	470	39	44	1,8	1
57588			17-340	12-251	150-3009	173-3469	590			1,9	
57591	*		10-200	7-148	88-1770	102-2041	470			1,8	
57592			17-340	12-251	150-3009	173-3469	590			1,9	

12M



COD.	Accuracy CW (clockwise)	Accuracy CCW (counter clockwise)	Resolution	Data memory	Data communication to the computer	Cable for calibration-data communication
57587	±2%	±3%	0,01 N.m / 0,01 Lb.ft / 0,1 Lb.in / 0,1 Kg.cm	50	-	87577
57588			0,1 N.m / 0,1 Lb.ft / 1 Lb.in / 1 Kg.cm			
57591	±1%	±2%	0,01 N.m / 0,01 Lb.ft / 0,1 Lb.in / 0,1 Kg.cm	250	●	57573
57592			0,1 N.m / 0,1 Lb.ft / 1 Lb.in / 1 Kg.cm			

TECHNICAL SPECIFICATION	
Calibration certificate	●
Preset Torque values	9
Warning system	Audible and light alarm
Operation mode	Peak/Track*
Unit selection	N.m / Lb.ft / Lb.in / Kg.cm
Programs for calibration and data communication	
57587	-
57588	-
57591	●
57592	●
Web calibration	●
Batteries	AA x 2
Battery operation time	110 h
Battery life (standby)	1 year
Working temperature	-10 °C ~ 60 °C
Storage temperature	-20 °C ~ 70 °C
Joint Dimensions	14 x 18 mm

*** : Track mode: Direct torque value - Peak mode: Max. torque Value**

12M 12 MONTHS OF WARRANTY

EGATORK

ACCESSORIES

COD.	Description	L (m)
57573	USB cable for calibration and data communication	1,2



TECHNICAL SPECIFICATION	
Valid for	Digital torque wrenches with data communication to the computer

COD.	Description	L (m)
87577	USB cable for calibration	1,2



TECHNICAL SPECIFICATION	
Valid for	Digital torque wrenches without data communication to the computer

ANALOGIC

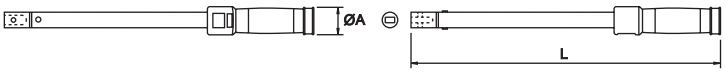

COD.	mm	N.m	Lb.ft	L (mm)	A (mm)	Kg	
56223	14 x 18	40-200	30-150	460	38	0,9	1
56249		65-335	50-250	520		1,1	
56224		80-400	60-300	700		1,9	

12M | Repair kit available



TECHNICAL SPECIFICATION	
Accuracy	3%
Calibration certificate	●
Reversible	●
Joint Dimensions	14 x 18 mm
Ratchet + open head + box head + adjustable	●
Individual case	●

• ENAC calibration certificate can be issued on demand
12M 12 MONTHS OF WARRANTY

CONTROLLED TIGHTENING

EGATORK

INTERCHANGEABLE HEADS

OPEN HEADS

MM

COD.	AF mm	mm
64869	8	
64870	9	
64871	10	
64872	11	
64873	12	
65369	13	
65370	14	
65371	15	
65372	16	
65373	17	
65374	18	
65375	19	
65376	21	14 x 18
65377	22	
59058	23	
65378	24	
59059	25	
65379	26	
65380	27	
65381	29	
65382	30	
65383	32	
59061	34	
59062	36	
59063	38	
59064	41	



INCH

COD.	AF inch	mm
59080	7/16	
56464	1/2	
56465	9/16	
56466	5/8	
56467	11/16	
56468	3/4	
56469	13/16	14 x 18
56470	7/8	
56471	15/16	
56472	1	
59081	1.1/16	
56473	1.1/8	
56474	1.1/4	



ADJUSTABLE HEADS

COD.	CAP. (mm)	mm
56292	10-41	14 x 18



RATCHET HEADS

COD.	AF inch	Teeth	mm
65384	3/8	45	14 x 18
65385	1/2		
56290	3/4		



COD.	AF inch	Teeth	mm
57598	1/2	52	14 x 18
57599	3/4		



COD.	AF inch	Teeth	mm
57572	1/2	52	14 x 18



COD.	AF inch	Teeth	mm
59087	3/8	72	14 x 18
59088	1/2		
59089	3/4		



EGATORK

BOX HEADS

MM

COD.	AF mm	mm
64875	13	
64876	14	
64877	15	
64878	16	
64879	17	
64880	18	
64881	19	
64882	21	
64883	22	14 x 18
64884	24	
64885	27	
56540	28	
64886	30	
64887	32	
56541	34	
56542	36	
56543	41	



INCH

COD.	AF inch	mm
56443	7/16	
56475	1/2	
56476	9/16	
56477	5/8	
56478	11/16	
56479	3/4	14 x 18
56480	13/16	
56481	7/8	
56482	15/16	
56483	1	



HEX BIT HOLDER HEADS

COD.	inch	mm
59075	5/16	14 x 18



REVERSIBLE HEX BIT HOLDER HEADS

COD.	inch	mm
59078	1/4	14 x 18
59079	5/16	



WELD-ON HEAD

COD.	mm
59083	14 x 18



ADAPTERS

COD.	AF inch		L (mm)	g
59115	14 x 18	9 x 12	50	32
59117		24 x 32	80	900



• ENAC calibration certificate can be issued on demand

CONTROLLED TIGHTENING

EGATORK

24 × 32

ANALOGIC

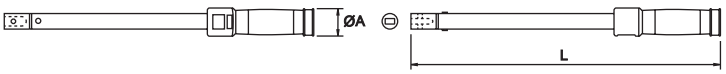

COD.	mm	N.m	Lb.ft	L (mm)	A (mm)	Kg	
56225	24 x 32	100-500	80-400	700	38	2,8	1
62946		120-800	80-600	1040		4,9	
62947		200-1000	150-750				

12M | Repair kit available



TECHNICAL SPECIFICATION	
Accuracy	3%
Calibration certificate	●
Reversible	●
Joint Dimensions	24 x 32 mm
Ratchet + open head + box head + box open head system + adjustable	●
Individual case	●

INTERCHANGEABLE HEADS

OPEN HEADS

MM

COD.	AF mm	mm
68242	20	
53990	22	
68243	24	
68244	27	
68245	28	
68246	30	
68247	32	
68248	34	
68249	36	
68250	38	
68251	41	24 x 32
68252	45	
68253	46	
68254	50	
68255	55	
68256	60	
68257	65	
68258	67	
68259	70	
57096	75	
57097	80	



INCH

COD.	AF inch	mm
56484	5/8	
56485	3/4	
56486	7/8	
53930	1	
56487	1.1/8	
53931	1.1/4	
53932	1.3/8	
53933	1.1/2	24 x 32
56488	1.3/4	
53935	1.7/8	
53936	2	
56489	2.1/4	
53938	2.1/2	
53939	2.3/4	
53940	3	



RATCHET HEADS

COD.	AF inch	Teeth	mm
68240	3/4	45	24 x 32
68241	1		



12M 12 MONTHS OF WARRANTY

EGATORK

BOX HEADS

MM

COD.	AF mm	mm
53991	22	
68260	24	
68554	27	
68261	30	
68262	32	
68263	34	
68264	36	
68265	38	24 x 32
68266	41	
68267	46	
68268	50	
68269	55	
68270	60	
68271	65	
68272	70	



INCH

COD.	AF inch	mm
56490	15/16	
53951	1	
56491	1.1/8	
53952	1.1/4	
53953	1.3/8	
53954	1.1/2	
53955	1.3/4	24 x 32
53956	1.7/8	
53957	2	
53958	2.1/4	
53959	2.1/2	
53960	2.3/4	
53961	3	



BOX OPEN HEADS

MM

COD.	AF mm	mm
68273	19	
53993	22	
68217	24	
53995	27	
68274	30	
68275	32	
68276	36	
68277	38	24 x 32
53996	41	
53997	46	
68278	50	
53998	55	
53999	60	
54000	65	
68279	70	



INCH

COD.	AF inch	mm
53972	1	
53973	1.1/4	
53974	1.3/8	
53975	1.1/2	
53976	1.3/4	
53977	1.7/8	24 x 32
53978	2	
53979	2.1/4	
53980	2.1/2	
53981	2.3/4	
53982	3	



ADAPTERS

COD.	AF inch	■	L (mm)	g
59116	24 x 32	14 x 18	90	500
59119		27 x 36	105	1250



• ENAC calibration certificate can be issued on demand

CONTROLLED TIGHTENING

EGATORK

27 × 36

ANALOGIC

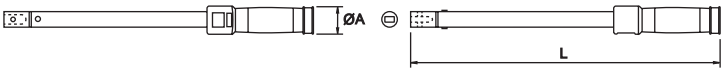

COD.	mm	N.m	Lb.ft	L (mm)	A (mm)	Kg	
56494	27 x 36	300-1500	200-1100	1250	38	11	1
56495		400-2000	300-1500				
56496		600-3000	400-2200			12	

12M | Repair kit available



TECHNICAL SPECIFICATION	
Accuracy	3%
Calibration certificate	●
Reversible	●
Joint Dimensions	27 x 36 mm
Ratchet + open head + box head + box open head system + adjustable	●
Individual case	●

EXTENSION BAR FOR TORQUE WRENCH

COD.	L (mm)	O.D. mm	Valid for	Kg	
56497	1100	38	62977, 62978, 56494, 56495	3,4	1
56498		40,5	62979, 56496	4,7	



INTERCHANGEABLE HEADS

OPEN HEADS

MM

COD.	AF mm	mm
56510	41	27 x 36
56511	46	
56512	50	
56513	55	
56514	60	
56515	61	
56516	65	
56517	70	
56518	75	
56519	80	
56520	90	
56521	95	



INCH

COD.	AF inch	mm
53941	1.1/2	27 x 36
53942	1.3/4	
53943	1.7/8	
53944	2	
53945	2.1/4	
53946	2.1/2	
53947	2.3/4	
53948	3	
53949	3.1/2	
53950	4	



RATCHET HEADS

COD.	AF inch	Teeth	mm
56539	1	45	27 x 36



12M 12 MONTHS OF WARRANTY

EGATORK

BOX HEADS

MM

COD.	AF mm	mm
56522	30	27 x 36
56523	32	
56524	34	
56525	36	
56526	38	
56527	41	
56528	46	
56529	50	
56530	55	
56531	60	
56532	65	
56533	70	
56534	75	
56535	80	



INCH

COD.	AF inch	mm
53962	1.1/2	27 x 36
53963	1.3/4	
53964	1.7/8	
53965	2	
53966	2.1/4	
53967	2.1/2	
53968	2.3/4	
53969	3	
53970	3.1/2	
53971	4	



BOX OPEN HEADS

MM

COD.	AF mm	mm
56536	30	27 x 36
56537	32	
56538	36	
54001	41	
54002	46	
54003	50	
54004	55	
54005	60	
54006	65	
54007	70	
54008	75	
54009	80	



INCH

COD.	AF inch	mm
53983	2	27 x 36
53984	2.1/4	
53985	2.1/2	
53986	2.3/4	
53987	3	
53988	3.1/2	
53989	4	



ADAPTERS

COD.	AF inch		L (mm)	g
59118	27 x 36	24 x 32	105	1150



• ENAC calibration certificate can be issued on demand

CONTROLLED
TIGHTENING

OPEN END CROWFOOT WRENCH

1/4"

MM

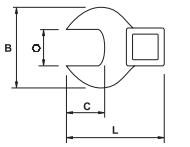

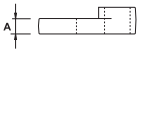



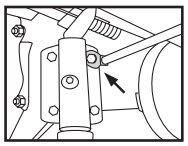

COD.	AF mm	L (mm)	A (mm)	B (mm)	C (mm)	g		
57211	7	29	5	24	7	32	10	●
57212	8				8			
57213	9				9	33		
57214	10				10			
57215	11	32		29	11	36		
57216	12				12			
57217	13				13	37		

INCH

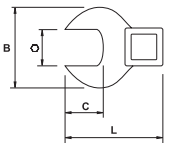

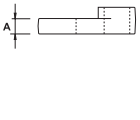



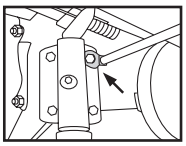

COD.	AF inch	L (mm)	A (mm)	B (mm)	C (mm)	g		
57218	5/16	29	5	24	7	32	10	●
57219	3/8				9			
57220	7/16	32		29	11	33		
57221	1/2				13	36		
57222	9/16							

SETS

COD.	PCS.		COD. PCS.	(mm)	(inch)	Kg
59514	5	58666	57218, 57219, 57221, 57220, 57222	-	5/16-3/8-1/2-7/16-9/16	0,6
59513	7		57211, 57212, 57213, 57214, 57215, 57216, 57217	7-8-9-10-11-12-13	-	0,7



CONTROLLED
TIGHTENING

3/8"

MM

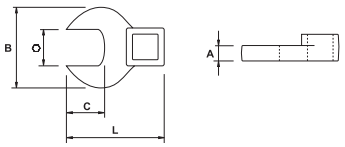

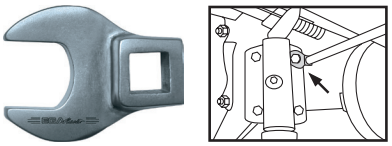

COD.	AF mm	L (mm)	A (mm)	B (mm)	C (mm)	g		
55710	10	36	6	24	10	28	10	●
55711	11	39	6,5	26	13			
55712	12			27		35		
55713	13	40	7,2	28	14	40		
55714	14	42	8,3	30	15	41		
55715	15	46	8,4	34	16	50		
55716	16				17			
55717	17	48	8,8	36	18	56		
55718	19	50	9	40	21	62		
55719	21	55	9,5	46	22,5	80		
55720	22				23,5	100		
55721	24	65	10	54	25,5	140		
55722	25				26,5			
55723	27				28,5	200		

INCH

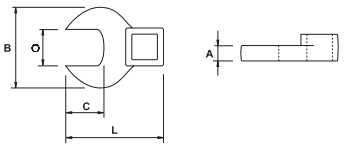

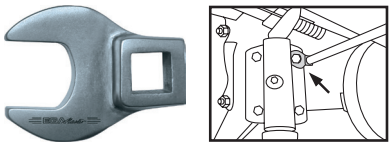

COD.	AF inch	L (mm)	A (mm)	B (mm)	C (mm)	g		
55724	3/8	36	6	24	10	28	10	●
55725	7/16	39	6,5	26	14			
55726	1/2	40	7,2	28		40		
55727	9/16	42	8,3	30		41		
55728	5/8	46	8,4	34	17	50		
55729	11/16	48	8,8	36	18	56		
55730	3/4	50	9	40	21	62		
55731	13/16	55	9,5	46	21,5	80		
55732	7/8				22,5	100		
55733	15/16	65	10	54	25,5	140		
55734	1				26,5			
55735	1.1/16				28,5	200		

SETS

COD.	PCS.		COD. PCS.	(mm)	(inch)	Kg
59515	10	58666	55710, 55711, 55712, 55713, 55714, 55715, 55716, 55717, 55718, 55720	10-11-12-13-14-15-16-17-19-22	-	0,5
59517	11	58667	55724, 55725, 55726, 55727, 55728, 55729, 55730, 55731, 55732, 55733, 55734	-	3/8-7/16-1/2-9/16-5/8-11/16-3/4-13/16-7/8-15/16-1	0,6
59516	14		55710, 55711, 55712, 55713, 55714, 55715, 55716, 55717, 55718, 55719, 55720, 55721, 55722, 55723	10-11-12-13-14-15-16-17-19-21-22-24-25-27	-	



• ENAC calibration certificate can be issued on demand

CONTROLLED
TIGHTENING

1/2"

MM

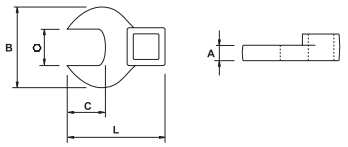

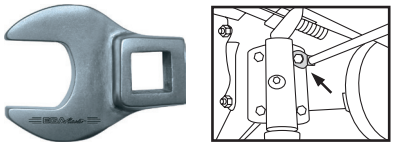

COD.	AF mm	L (mm)	A (mm)	B (mm)	C (mm)	g		
57224	20	65	10	43	20	170	10	●
57225	21				21			
57226	22				22			
57227	23				23			
57228	24				24			
57229	25	75	14	50	25	230		
57230	26				26			
57231	27				27			
57232	28				28			
57233	29			60	29	290		
57234	30				30			
57235	31				31			
57236	32				32			
57237	33				33			
57238	34	85		70	34	360		
57239	35				35			
57240	36				36			
57241	37				37			
57242	38				38			
57243	39			80	39	400		
57244	40				41			
57245	41							
57246	42				42			
57247	43				43			
57248	44				44			
57249	45	90		90	45	460		
57250	46				46			

INCH

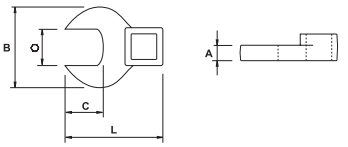

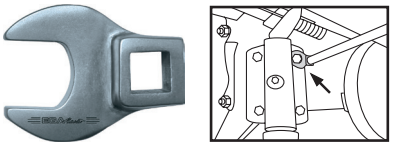

COD.	AF inch	L (mm)	A (mm)	B (mm)	C (mm)	g		
57251	15/16	65	10	43	23	160	10	●
57252	1	75	14	50	25			
57253	1.1/16				27	170		
57254	1.1/8				28			
57255	1.3/16			60	30	180		
57256	1.1/4				32	190		
57257	1.5/16				33	210		
57258	1.3/8	85		70	35			
57259	1.7/16				37	230		
57260	1.1/2				38	270		
57261	1.9/16			80	41			
57262	1.5/8					300		
57263	1.11/16				43	350		
57264	1.3/4				44			
57265	1.13/16	90		90	46	370		
57266	1.7/8							
57267	1.15/16				48			
57268	2	100		100	50	400		
57269	2.1/16							
57270	2.1/8					420		
57271	2.3/16	110		110	55	450		
57272	2.1/4					470		
57273	2.5/16					500		
57274	2.3/8							
57275	2.7/16				60	550		
57276	2.1/2							

SETS

COD.	PCS.		COD. PCS.	(mm)	(inch)	Kg
59518	14	58669	57226, 57228, 57231, 57232, 57233, 57234, 57236, 57238, 57240, 57242, 57244, 57245, 57246, 57250	22-24-27-28-29-30-32-34-36-38-40-41-42-45	-	5,8
59519			57253, 57254, 57255, 57256, 57257, 57258, 57259, 57260, 57262, 57263, 57264, 57265, 57266, 57268	-	1.1/16-1.1/8-1.3/16-1.1/4-1.5/16-1.3/8-1.7/16-1.1/2-1.5/8-1.11/16-1.3/4-1.13/16-1.7/8-2	6,3



HEXAGONAL CROWFOOT WRENCH

3/8"

MM

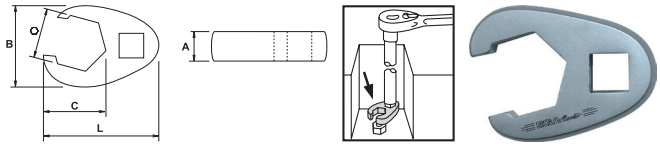

COD.	AF mm	L (mm)	A (mm)	B (mm)	C (mm)	g		
55736	10	38	7,8	31	16	28	10	●
55737	11							
55738	12		8		18	35		
55739	13					40		
55740	14	41	9	33	21	41		
55741	15					50		
55742	16							
55743	17	45	10,5	36	24	56		
55744	19	46			25	62		
55745	21	50	11	40	28,5	80		
55746	22					100		
55747	24	55	11,5	45	34	140		
55748	25							
55749	27					200		

INCH

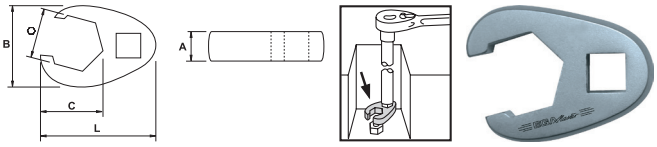

COD.	AF inch	L (mm)	A (mm)	B (mm)	C (mm)	g		
55750	3/8	38	7,8	31	16	28	10	●
55751	7/16				18			
55752	1/2		8			40		
55753	9/16	41	9	33	21	41		
55754	5/8					50		
55755	11/16	46	10,5	36	24	56		
55756	3/4				25	62		
55757	13/16	50	11	40	28,5	80		
55758	7/8					100		
55759	15/16	55	11,5	45	34	140		
55760	1							
55761	1.1/16					200		

FLARE NUT CROWFOOT WRENCH

1/4"

MM

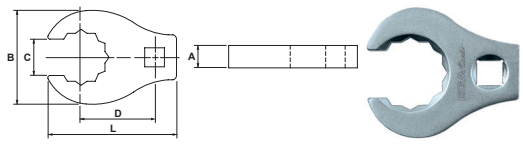

COD.	AF mm	L (mm)	A (mm)	B (mm)	C (mm)	D (mm)	g		
59337	7	33	8,0	22	5,5	18	48	10	●
59338	8				6,0				
59339	9	34		24	6,5		50		
59340	10	35		26	7,0		55		
59341	11				8,5				
59342	12	36		29	9,0				
59343	13	37			10				
59344	14			33	11		65		

INCH

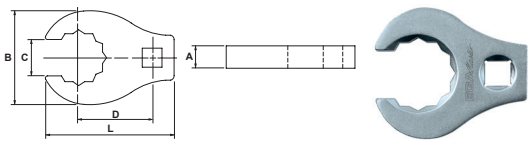

COD.	AF inch	L (mm)	A (mm)	B (mm)	C (mm)	D (mm)	g		
59345	5/16	33	8	22	6,0	18	48	10	●
59346	3/8	35		24	7,0		50		
59347	7/16				8,5		55		
59348	1/2			29	9,5				
59349	9/16				11				

• ENAC calibration certificate can be issued on demand

CONTROLLED
TIGHTENING

3/8"

MM

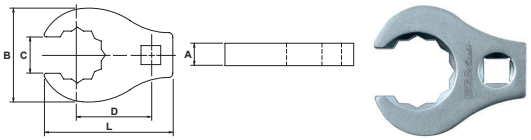

COD.	AF mm	L (mm)	A (mm)	B (mm)	C (mm)	D (mm)	g		
59350	10	45	8	22	7,0	25	50	10	●
59351	11			26	8,5				
59352	12	48		30	9,0		55		
59353	13	50		32	10	30	60		
59354	14			33	11				
59355	15	55		36	12		90		
59356	16				13				
59357	17		11	42	14		130		
59358	18				15				
59359	19								
59360	20	60		45	16	35			
59361	21			46	17		135		
59362	22								
59363	23				18				
59364	24	65		49	19		145		
59365	25								
59366	26			50			155		
59367	27				20				

INCH

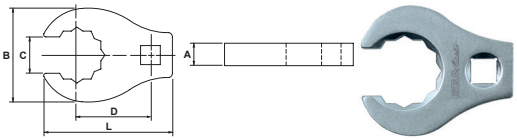

COD.	AF inch	L (mm)	A (mm)	B (mm)	C (mm)	D (mm)	g		
59368	3/8	45	8	22	8,5	25	55	10	●
59369	7/16			26			70		
59370	1/2			30	9,5				
59371	9/16	48		34	11	35	85		
59372	5/8	49		36	13		90		
59373	11/16	55		42			130		
59374	3/4				14				
59375	13/16	60		45	16				
59376	7/8			46	17		135		
59377	15/16		11						
59378	1			49	19		145		
59379	1.1/16	65		50	21		155		
59380	1.1/8			55	22		165		
59381	1.3/16								
59382	1.1/4	70		60	24		175		
59383	1.5/16				25		200		
59384	1.3/8	80		65	27	40	210		
59385	1.7/16			70			220		
59386	1.1/2	90		80	29	45	230		

BE SAFE...BE EFFICIENT

CONTROLLED
TIGHTENING

1/2"

MM

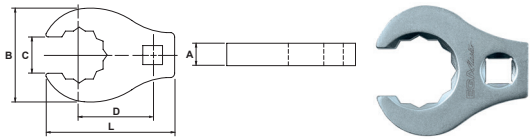

COD.	AF mm	L (mm)	A (mm)	B (mm)	C (mm)	D (mm)	g		
59387	17	60	14	35	11	35	160	10	●
59388	18			40	15				
59389	19			42	16		165		
59390	20	65							
59391	21								
59392	22			43	17		170		
59393	23	70		48	18	40	175		
59394	24								
59395	25	75			19		180		
59396	26								
59397	27			60	21				
59398	28								
59399	29				22		270		
59400	30								
59401	31				23				
59402	32			65	24		300		
59403	33								
59404	34	85		70	26	45	310		
59405	35								
59406	36								
59407	37				28				
59408	38	90		75	29	50	320		
59409	39								
59410	40				30				
59411	41				31				
59412	42	95							
59413	43								
59414	44								
59415	45								
59416	46								
59417	50			85	37		330		

INCH

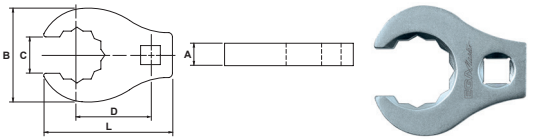

COD.	AF inch	L (mm)	A (mm)	B (mm)	C (mm)	D (mm)	g		
59418	1/2	60	14	33	9,5	35	160	10	●
59419	15/16	70		48	18	40	210		
59420	1				19				
59421	1.1/16	75		60	21		260		
59422	1.1/8								
59423	1.3/16				22				
59424	1.1/4	80		65	24		300		
59425	1.5/16			70	25	45	310		
59426	1.3/8				26				
59427	1.7/16				27				
59428	1.1/2				28				
59429	1.9/16	95		75	30	50	320		
59430	1.5/8				32				
59431	1.11/16								
59432	1.3/4				33				
59433	1.13/16				35				
59434	1.7/8								
59435	1.15/16	115		85	38	60	370		
59436	2			100			600		
59437	2.1/16				39				
59438	2.1/8			105	40		650		
59439	2.3/16				41				
59440	2.1/4	120		115	43		750		
59441	2.5/16								
59442	2.3/8	130		120	45	65	800		
59443	2.7/16	135		125	47	70	850		
59444	2.1/2								

• ENAC calibration certificate can be issued on demand

CONTROLLED
TIGHTENING

3/4"

MM

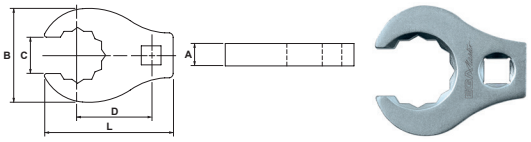

COD.	AF mm	L (mm)	A (mm)	B (mm)	C (mm)	D (mm)	g		
59445	21	80	23	60	17	40	230	10	●
59446	24	85			19				
59484	27				21				
59485	30	95		65	22	45	240		
59486	32			70	24				
59447	36	115			27				
59448	46	125		95	31	55	330		
59449	50			100	34		350		
59450	55	135		105	39	60	360		
59451	60	140		115	43	65	380		
59452	65	150		120	46	70			
59453	70			130	50		390		
59454	75	155		135	55				
59455	80	160		140	60	75	400		
59456	90	175		155	65	80			
59457	95	185		160	70	85	430		

INCH

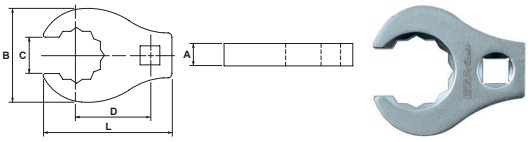

COD.	AF inch	L (mm)	A (mm)	B (mm)	C (mm)	D (mm)	g		
59458	13/16	80	23	55	16	40	230	10	●
59459	7/8			60	18		240		
59460	15/16								
59461	1.1/16	85			21				
59462	1.7/16	95		70	27	45	250		

ANALOGIC PRESET TORQUE WRENCH

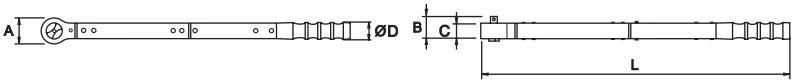

COD.	AF inch	N.m	Lb.ft	Lb.in	L (mm)	A (mm)	B (mm)	C (mm)	D (mm)	Kg	
57537	3/8	25-125	20-90	220-1100	365	38	40	21	30	0,8	1
57538	1/2	65-335	50-250	575-2965	690	40	44			2	
57539	3/4	160-800	120-600	1410-7080	1035	57	62	32		5	
57540	1	200-1000	150-750	1770-8850	1260		77			6	

12M



FEATURES
Preset torque within its torque range to be specified by the customer when the order is placed

TECHNICAL SPECIFICATION	
Accuracy	4%
Calibration certificate	●
Reversible	●
Teeth	45
Individual case	●

12M 12 MONTHS OF WARRANTY

INTERCHANGEABLE HEADS PRESET REVERSIBLE TORQUE WRENCH

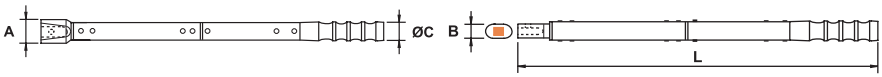

COD.	mm	N.m	Lb.ft	Lb.in		L (mm)	A (mm)	B (mm)	C (mm)	Kg	
58510	9 x 12	4-20	2,9-14,7	30-180	Matt	155	20	20	29	0,2	1
58511		15-85	12-60	130-750		310				0,5	
58514		25-120	20-90	240-1080		360				0,6	
58508	14 x 18	40-200	30-150	360-1800		420	32	25		0,9	
58512		50-300	40-225	440-2655		690				1,3	
58509		100-500	80-400	960-4800		970				2,6	
58517	24 x 32					910	55	38	38	2,3	
58513		200-1000	150-750	1770-8850		1260				4,9	

12M



FEATURES
Preset torque within its torque range to be specified by the customer when the order is placed.

TECHNICAL SPECIFICATION	
Accuracy	4%
Calibration certificate	●
Reversible	●
Individual case	●

ANALOGIC DIAL TORQUE WRENCHES

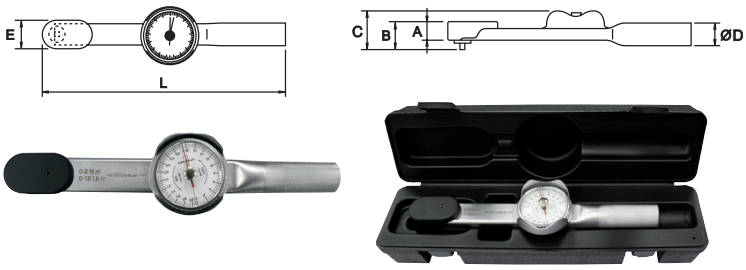

COD.	AF inch	N.m	Lb.ft	Lb.in	L (mm)	A (mm)	B (mm)	C (mm)	D (mm)	E (mm)	Kg		Accuracy	Resolution
56930	1/4	0-2	-	0-18	310	26	28	50	30	38	0,6	1	±3%	0,05
56931		0-8		0-70										0,2
56932	3/8	0-20		0-175			31							0,5
56933		0-50	0-35											1
56934	1/2	0-100	0-70	-	480		45	55			0,9			2
56935		0-200	0-150		550						1			5
56936		0-350	0-250											
56937	3/4	0-800	0-600		1190	31	55	65	50	65	6,5		0 < N.m < 400 ±3% 400 < N.m < 2000 ±4%	20
56938	1	0-2000	0-1500		1620		60	70			9,0			50

12M

TECHNICAL SPECIFICATION	
Calibration certificate	●
Individual case	●

• ENAC calibration certificate can be issued on demand
12M 12 MONTHS OF WARRANTY

CONTROLLED
TIGHTENING

EGATORK

PRECISION TORQUE MULTIPLIERS

NON-RETURN SYSTEM:

Torque multipliers with a non-return system, include a mechanism to avoid the reaction induced in the grip. This system locks up the nut, not allowing the torque multiplier to rewind, due to the high ratio level supported. These guarantees the user a safe, easy and comfortable use. All models have a special case in order to be well protected and easy to transport.

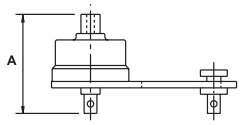

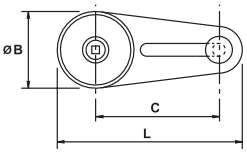



COD.	OUT (max.) N.m	OUT (max.) Lb.ft	IN (inch)	OUT (inch)	L (mm)	A (mm)	Ø B (mm)	C (mm)	Kg	Torque multiplication ratio	Accuracy	Non-return system
59275	1000	750	1/2	3/4	285	93	112	190	8,5	5:1	±5	-
59276	1500	1100		1								
59277	2500	1900				141			9,0	25:1		●
59278	4000	3000				167			9,5			
59279	6000	4500		1.1/2	330	179	130	210	14			
59280	8000	6000			415	195	162	290	24			
59281	10000	8000	3/4			199						

12M

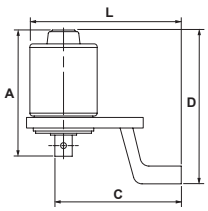

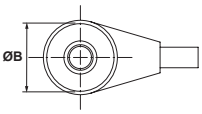



COD.	OUT (max.) N.m	OUT (max.) Lb.ft	IN (inch)	OUT (inch)	L (mm)	A (mm)	Ø B (mm)	C (mm)	Kg	Torque multiplication ratio	Accuracy	Non-return system
59294	1000	750	1/2	3/4	210	140	70	170	3,8	4:1	±5	-
59295	1500	1100		1	230	150	80	190	4,0	5:1		●
59296	2500	1900			260	170	95	210	4,5	18:1		
59297	3000	2200										
59298	4000	3000		1.1/2	300	200		260	5,5			

12M

• ENAC calibration certificate can be issued on demand
12M 12 MONTHS OF WARRANTY

EGATORK

TORQUE SCREWDRIVER

ELECTRONIC



COD.	inch	N.m	Lb.in	Kg.cm	R.P.M.	L (mm)	g
66556	1/4	0,6-3	5,3-26,6	6,1-30,6	1600	300	830
66557		1,4-7	12,4-62	14,3-71,4	660		

CE | 12M

Code 66549 is required for use

COD.	Resolution	Data communication to the computer
66556	0,001Nm / 0,001 Lb.in	●
66557		

TECHNICAL SPECIFICATION	
Light source	●
Warning system	Audible and light alarm
Units	N.m / Lb.in / Kgf.m / Kgf.cm
Reversible	●
Programmable jobs	●
Calibration certificate	●

CONTROLER



COD.	V	L x W x H (mm)	Valid for	Data communication to the computer	Kg
66549	110-240 V (50-60 Hz)	185x157x242	66556, 66557	●	3,8

CE | 12M



12M 12 MONTHS OF WARRANTY

CONTROLLED
TIGHTENING

DIGITAL

COD.	inch	N.m	cN.m	Lb.in	Kg.cm	L (mm)	g	
66578	1/4	0,2-4	20-400	1,77-35,39	2,04-40,82	200	650	1

12M



COD.	Accuracy CW (clockwise)	Accuracy CCW (counter clockwise)	Resolution	Data memory	Data communication to the computer	Cable for calibration-data communication
66578	±2%	±3%	0.1Nm /0.01 Lb.in / 0.01 Kg-cm	250	●	●

TECHNICAL SPECIFICATION	
Calibration certificate	●
Preset Torque values	9
Warning system	Audible and light alarm
Operation mode	Peak/Track*
Unit selection	N.m / Lb.in / Kg.cm
Programs for calibration and data communication	●
Web calibration	24 h
Batteries	AAA x 1
Working temperature	-10 °C-60 °C
Storage temperature	-20 °C-70 °C

*** : Track mode: Direct torque value - Peak mode: Max. torque Value.**

ANALOGIC

COD.	AF inch	N.m	Lb.in	L (mm)	g	
66579	1/4	0.4-2	-	135	130	1
66594		-	4-20			

12M



TECHNICAL SPECIFICATION	
Accuracy	±6%
Calibration certificate	●
Individual case	●

COD.	AF inch	N.m	Lb.in	L (mm)	g	
66580	1/4	1-5	-	160	130	1
66595		-	10-50			

12M



TECHNICAL SPECIFICATION	
Accuracy	±6%
Calibration certificate	●
Individual case	●

• ENAC calibration certificate can be issued on demand
12M 12 MONTHS OF WARRANTY

EGATORK

BATTERY TORQUE WRENCH

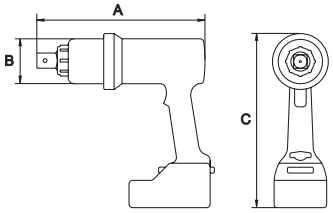

COD.	AF inch	N.m	Lb.ft	A (mm)	B (mm)	C (mm)	Kg	
58875	3/4	160-670	120-500	225	65	265	4,5	1
58876	1	330-1350	240-1000	280	75		6,5	
58877		680-2710	500-2000	295	80		7,0	
58878		1020-4030	750-3000	355	95		10	
58901	1.1/2	1626-8133	1200-6000	380	130	290	20	

12M | Battery included, charger not included

It ensures the desired tightening torque during the entire charge of the battery



TECHNICAL SPECIFICATION	
Accuracy	+/-5%
Calibration certificate	●
Reversible	●
Reaction arm	●
Unit selection	N.m / Lb.ft
Batteries	Li-ion 18V
Charge time	60 minutes



ACCESSORIES

BATTERY

COD.	V
58879	18V 8.0Ah LiHD



CHARGER

COD.	Description		V
58885	EU fast charger	C	220-240 V
58886	EU standard charger		



• ENAC calibration certificate can be issued on demand
12M 12 MONTHS OF WARRANTY

CONTROLLED
TIGHTENING

EGATORK

STANDARD REACTION ARM

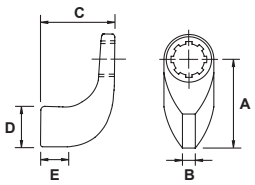

COD.	Valid for	A (mm)	B (mm)	C (mm)	D (mm)	E (mm)
59026	58875, 58876	110	16	90	44	25
59027	58877, 58878	135	21	100	50	
59028	58901	200	32	185	75	38



S REACTION ARM

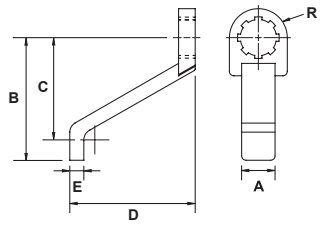

COD.	Valid for	A (mm)	B (mm)	C (mm)	D (mm)	E (mm)	R (mm)
59029	58875, 58876	38	140	110	145	16	32
59030	58877, 58878	50	165	130	150	20	44
59031	58901	55	200	125	210	25	50



SOCKET REACTION ARM

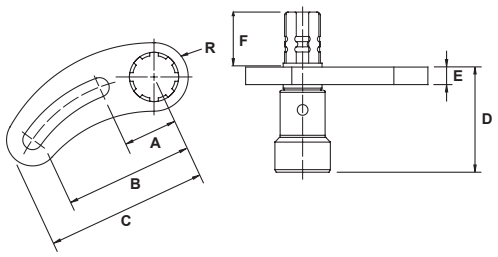

COD.	Valid for	A (mm)	B (mm)	C (mm)	D (mm)	E (mm)	F (mm)	R (mm)
59032	58875, 58876	55	140	165	110	19	55	35
59033	58877, 58878			170	115	25	48	38



EGATORK

SOCKET LONG REACTION ARM

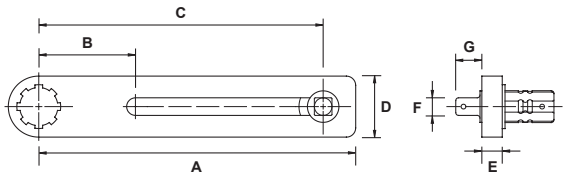

COD.	Valid for	A (mm)	B (mm)	C (mm)	D (mm)	E (mm)	F (inch)	G (mm)
59034	58875, 58876	330	100	300	65	19	3/4	23
59035	58877, 58878	350			75	25	1	32
59036	58901	360	115		115	32	1.1/2	37



STRAIGH REACTION ARM

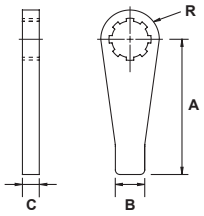

COD.	Valid for	A (mm)	B (mm)	C (mm)	R (mm)
59037	58875, 58876	150	32	16	32
59038	58877, 58878	200	50	19	37
59039	58901	250	55	32	50



REACTION ARM FOR WELDING

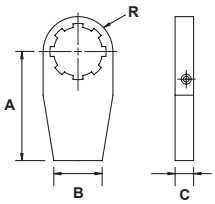

COD.	Valid for	A (mm)	B (mm)	C (mm)	R (mm)
59053	58875	115	38	19	32
59054	58876, 58877, 58878		50	25	36
59055	58901	150	55	32	50



FEATURES
Weld disk are not heat treated as provided. Final heat treating is required (material Aisi 4140/DIN17225 to 38-42 HRC / ISO 42CrMo4).

- ENAC calibration certificate can be issued on demand

CONTROLLED
TIGHTENING

EGATORK

HANDLE

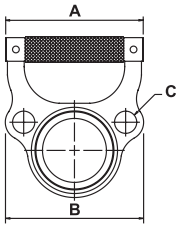



COD.	Valid for	A (mm)	B (mm)	C (mm)	D (mm)
59040	58875	155	155	25	180
59041	58876, 58878				
59042	58877				



DOUBLE SWITCH SYSTEM

COD.	Valid for
59043	58875, 58876, 58877, 58878, 58901



EXTENSIONS

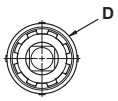

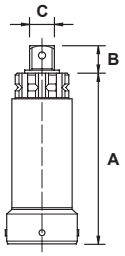

COD.	Valid for	A (mm)	B (mm)	C (mm)	D (mm)
59045	58875, 58876	175	24	3/4	55
59046		330			
59047		480			
59048	58877, 58878	180	27	1	75
59049		330			
59050		480			
59051	58901	190	41	1.1/2	100
59052		340			



EGATORK

BACKUP WRENCHES

COD.	AF inch	AF mm	L (mm)	A (mm)	B (mm)	C (mm)	D (inch)	Kg
59300	1.3/16	30	80	47	6,4	16	9/16	0,2
59301	1.1/4	32	85	49	7,1			
59302	1.7/16	36	100	55	8,6			0,3
59303	1.5/8	41	110	60	9,9	19	3/4	0,4
59304	1.13/16	46	125	65	13			0,5
59305	2	50	140	70	14	25	1.1/8	0,8
59306	2.3/16	55	155	80				1
59307	2.3/8	60	170	85	15	32	1.5/16	1,4
59308	2.9/16	65	180	95	16			1,7
59309	2.3/4	70	200	100				1,8
59310	2.15/16	75	205	105	17			1,9
59311	3.1/8	80	210	110		38	1.1/2	2,6
59312	3.1/2	90	240	130	18			3,4



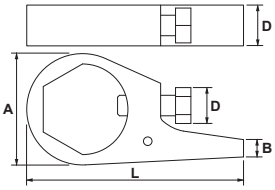

BATTERY TORQUE WRENCH WITH TORQUE MEASUREMENT

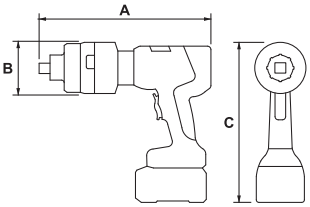

COD.	AF inch	N.m	Lb.ft	A (mm)	B (mm)	C (mm)	Kg	
59608	3/4	110–850	90-625	330	90	280	7,0	1
59609		150–1400	110-1035					
59610	1	250–1800	190-1330	370			8,5	
59611		350–2500	260-1845	380			9,0	
59612		480–3500	360-2580					
59613		560–4000	410-2950				9,5	
59614	1.1/2	650–4800	480-3540	400	100		11	
59615		800-6000	590-4425	410	110		12,5	



12M | Battery included, charger included

It ensures the desired tightening torque during the entire charge of the battery



TECHNICAL SPECIFICATION	
Accuracy	+/-3%
Calibration certificate	●
Reversible	●
Reaction arm	●
Unit selection	N.m / Lb.ft
Batteries	Li-ion 18V
Charge time	60 minutes

• ENAC calibration certificate can be issued on demand
12M 12 MONTHS OF WARRANTY

CONTROLLED
TIGHTENING

EGATORK

ACCESSORIES

BATTERY

COD.	V
59616	18V 4-6Ah LiHD
59617	18V 5-8Ah LiHD



CHARGER

COD.	Description		V
59618	U.S. charger	A	110V
59619	EU charger	C	230V



STANDARD REACTION ARM

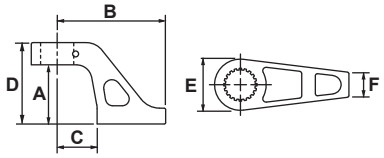

COD.	Valid for	A (mm)	B (mm)	C (mm)	D (mm)	E (mm)	F (mm)	Kg
59620	59608, 59609	65	130	50	90	60	25	0,8
59621	59610, 59611, 59612 , 59613	85	150	55	115	75	36	2,0



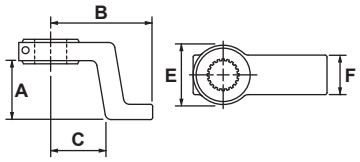

COD.	Valid for	A (mm)	B (mm)	C (mm)	D (mm)	E (mm)	F (mm)	Kg
59622	59614	85	195	110	125	105	70	4,2
59623	59615	120	215	115	160	100		4,7



SQUARE DRIVE REACTION ARM

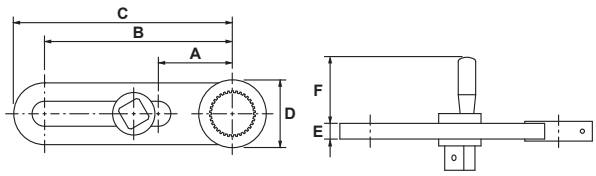

COD.	Valid for	AF inch	A (mm)	B (mm)	C (mm)	D (mm)	E (mm)	F (mm)
59630	59608, 59609	3/4	75	200	230	65	15	105
59631	59610, 59611, 59612, 59613	1		230	260	80	20	
59632	59614, 59615	1.1/2	120	300	350	110	25	



EGATORK

STRAIGH REACTION ARM

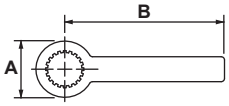

COD.	Valid for	A (mm)	B (mm)	C (mm)	D (mm)	Kg
59624	59608, 59609	65	210	35	18	1,0
59625	59610, 59611, 59612, 59613	80	240	45	22	1,7
59626	59614, 59615	105		60	30	4,0



RING FOR WELDING

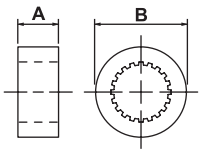

COD.	Valid for	A (mm)	B (mm)
59627	59608, 59609	65	28
59628	59610, 59611, 59612	80	
59629	59613, 59614, 59615	110	33



FEATURES
Weld disk are not heat treated as provided. Final heat treating is required

TORQUE NUTRUNNER

PNEUMATIC ANGLE TYPE

COD.	AF inch	N.m	Lb.in	Lb.ft	Kg.cm	R.P.M.	L (mm)	Kg
58902	3/8"	1,2-2,4	10,6-21,2	0,9-1,8	12,2-24,5	1450	340	1,2
58903		2,2-4,3	19,5-38,1	1,6-3,2	22,4-43,9	800		
58913		4-10	35,4-88,5	3-7,4	40,8-102	340	350	1,3

12M | ISO 5393



TECHNICAL SPECIFICATION	
CmK	>1,33 (+/-10%)
Air consumption	198 LPM (7 CFM)
Working pressure	6,3 bar / 90 PSI
Vibration	<2,5 m/s^2
Noise power level	88,5 dBA
Noise pressure level	78 dBA
Air inlet	1/4"
Reversible	●
Calibration certificate	●

COD.	AF inch	N.m	Lb.in	Lb.ft	Kg.cm	R.P.M.	L (mm)	Kg
58914	1/2"	10-40	88,5-354	7,4-29,5	102-408	280	520	2,4
58922		35-70	310-620	25,8-51,6	357-714	130		

12M | ISO 5393



• ENAC calibration certificate can be issued on demand
12M 12 MONTHS OF WARRANTY

CONTROLLED
TIGHTENING

EGATORK

TECHNICAL SPECIFICATION	
CmK	>1,33 (+/-10%)
Air consumption	283 LPM (10 CFM)
Working pressure	5,9 bar / 85 PSI
Vibration	<2,5 m/s²
Noise power level	93 dBA
Noise pressure level	82 dBA
Air inlet	1/4"
Reversible	●
Calibration certificate	●

PNEUMATIC PISTOL TYPE

COD.	AF inch	N.m	Lb.in	Lb.ft	Kg.cm	R.P.M.	L x W x H (mm)	Kg
58869	3/8	5-28	44,3-248	3,7-20,7	51-286	250	235x39x190	1,2

12M | ISO 5393



TECHNICAL SPECIFICATION	
Accuracy	+/- 3%
Air consumption	550 LPM (17,7 CFM)
Working pressure	6,3 bar / 90 PSI
Vibration level	< 2,5 m/s²
Noise power level	92,84 dBA
Noise pressure level	81,84 dBA
Air inlet	1/4"
Reversible	●
Calibration certificate	●

CALIBRATION

TORQUE TESTER SQ

COD.	AF inch	N.m	Lb.ft	Lb.in	Kg.cm	Kg	
69200	1/4	0,5-5	0,4-3,7	4,4-44	5,1-51	0,7	1
69201	3/8	5-50	3,7-37	44-442	51-510	1,1	

12M



TECHNICAL SPECIFICATION	
L x W x H	410 x 320 x 17
Accuracy	+/- 0,5% (CW/CCW)
Calibration certificate	●
Preset Torque values	10
Warning system	Light alarm
Operation mode	1st / Peak hold / Track
Storage temperature	-20 °C ~ 70 °C
Screen	4 digits
Data memory	-
Designed for torque wrenches	Dial - Click - Digital
USB output	●
Automatic power off	●
Software CD	●

12M 12 MONTHS OF WARRANTY

EGATORK

COD.	AF inch	AF mm	N.m	Lb.ft	Lb.in	Kg.cm		Kg
57650	1/2	-	35-350	26-260	310-3100	357-3570	1	2,9

12M

Optional accessory cod. 60508 (3/4"-hex. 27 mm)



TECHNICAL SPECIFICATION	
L x W x H	160 x 145 x 90
Accuracy	+/-1% (CW)
Calibration certificate	●
Preset Torque values	10
Warning system	Light alarm
Operation mode	1st / Peak hold / Track
Working temperature	5 °C ~ 40 °C
Storage temperature	-20 °C ~ 70 °C
Screen	4 digits
Designed for torque wrenches	Dial - Click - Digital
USB output	●
Automatic power off	●
Software CD	●

COD.	AF mm	N.m	Lb.ft	Kg	
57651	27 *	100-1000	74-740	3,2	1
57652		200-2000	147-1475	3,5	

12M

Optional accessory cod. 60508 (3/4"-hex. 27 mm)



TECHNICAL SPECIFICATION	
L x W x H	160 x 170 x 90
Accuracy	+/-1% (CW)
Calibration certificate	●
Preset Torque values	10
Warning system	Light alarm
Operation mode	1st / Peak hold / Track
Working temperature	5 °C ~ 40 °C
Storage temperature	-20 °C ~ 70 °C
Screen	4 digits
Designed for torque wrenches	Dial - Click - Digital
USB output	●
Automatic power off	●
Software CD	●

• ENAC calibration certificate can be issued on demand
12M 12 MONTHS OF WARRANTY

CONTROLLED
TIGHTENING

TORQUE CALIBRATION MACHINES

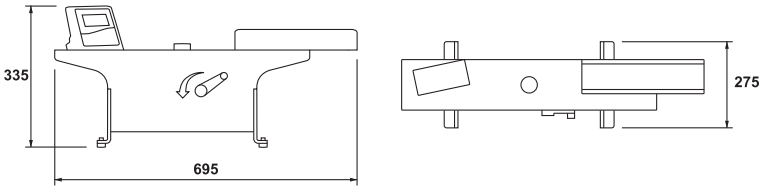



COD.	AF inch	AF mm	N.m	Lb.ft	Lb.in	Kg.cm	L x W x H (mm)	Includes	Kg	
57666	1/4	-	0,5-5	0,4-3,7	4,4-44	5,1-51	695x275x335	69200	15	1
57665	3/8		5-50	3,7-37	44-442	51-510		69201		

12M

TECHNICAL SPECIFICATION	
Accuracy	+/- 0,5% (CW/CCW)
Calibration certificate	●
Preset Torque values	10
Warning system	Light alarm
Operation mode	1st / Peak hold / Track
Working temperature	5 °C ~ 40 °C
Storage temperature	-20 °C ~ 70 °C
Screen	4 digits
Data memory	-
Designed for torque wrenches	Dial - Click - Digital
USB output	●
Automatic power off	●
Software CD	●

12M 12 MONTHS OF WARRANTY

TORQUE CALIBRATION MACHINES

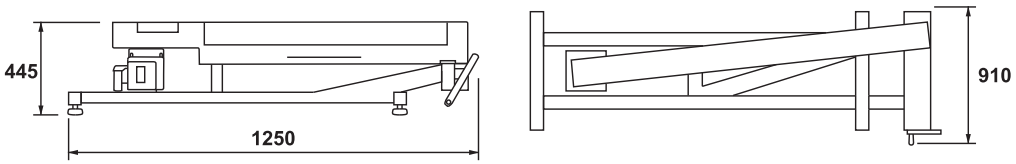



COD.	AF inch	AF mm	N.m	Lb.ft	Lb.in	Kg.cm	L x W x H (mm)	Includes	Kg	
57669	1/2	-	35-350	26-260	310-3100	357-3570	1250x910x445	57650	100	1

12M

TECHNICAL SPECIFICATION	
Accuracy	+/-1% (CW/CCW)
Calibration certificate	●
Preset Torque values	10
Warning system	Light alarm
Operation mode	1st / Peak hold / Track
Working temperature	5 °C ~ 40 °C
Storage temperature	-20 °C ~ 70 °C
Screen	4 digits
Data memory	-
Designed for torque wrenches	Dial - Click - Digital
USB output	●
Automatic power off	●
Software CD	●

• ENAC calibration certificate can be issued on demand
12M 12 MONTHS OF WARRANTY

CONTROLLED
TIGHTENING

TORQUE CALIBRATION MACHINES

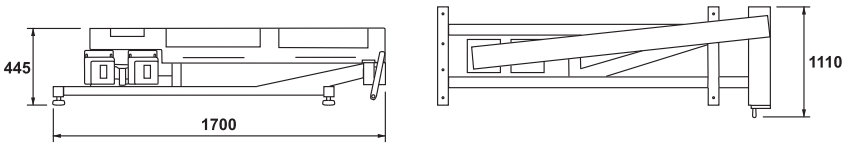



COD.	AF inch	AF mm	N.m	Lb.ft	Lb.in	Kg.cm	L x W x H (mm)	Includes	Kg	
57664	1/2	27	35-2000	26-1475	-	-	1700x1110x445	57650, 57652	100	1

12M

TECHNICAL SPECIFICATION	
Accuracy	+/-1% (CW/CCW)
Calibration certificate	●
Preset Torque values	10
Warning system	Light alarm
Operation mode	1st / Peak hold / Track
Working temperature	5 °C ~ 40 °C
Storage temperature	-20 °C ~ 70 °C
Screen	4 digits
Data memory	-
Designed for torque wrenches	Dial - Click - Digital
USB output	●
Automatic power off	●
Software CD	●

CALIBRATION CERTIFICATES

EXTERNAL

COD.	ENAC
99990	ENAC

INTERNAL

COD.
99989

12M 12 MONTHS OF WARRANTY

EGATORK

TRAININGS FOR TORQUE WRENCHES

COD.	Description
99996	Calibration
99997	Adjustment and reparation

WIRELESS TORQUE TRANSDUCERS

DYNAMIC TORQUE TRANSDUCERS

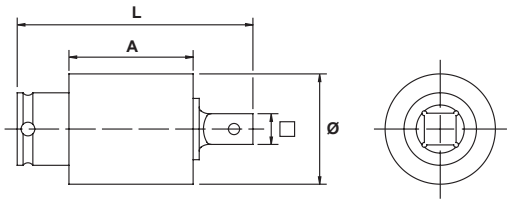

COD.	N.m	Ø (mm)	A (mm)	L (mm)	IN (inch)	OUT (inch)	Kg
59200	2-16	45	50	85	3/8"	3/8"	0,2
59201	5-40						
59202	10-80			90		1/2"	0,3
59203	18-145			100	1/2"		0,4
59204	25-200						0,7
59205	50-400	55		115		3/4"	0,8
59206	75-600				3/4"		0,9
59207	100-800			125	1"	1"	1,0
59208	150-1200			135			1,1
59209	200-1600			145	1.1/2"	1.1/2"	3,8
59210	300-2400	85		165			

12M



TECHNICAL SPECIFICATION	
Calibration certificate	●
Accuracy CW (clockwise)	±2%
Torque resolution (Nm)	0.1% Nominal torque
Unit selection	N.m / Lb.ft / Lb.in / Kg.cm
Battery	DC 3.7V / 650 mAh
Cable	USB-C
Charging port	USB-C (5V/1A)
Data communication to the computer	RF WIRELESS 2.4GHz
Maximum distance of communication	100 m (This distance could be reduced depending on the environment)

FEATURES

TORQUE MEASUREMENT with manual, electric, pneumatic and pneumatic impact tools.

For impact and pulse wrenches, it is recommended to choose a transducer with a rated capacity at least 1.5 times higher than the torque capacity of the tool.

• ENAC calibration certificate can be issued on demand
12M 12 MONTHS OF WARRANTY

CONTROLLED
TIGHTENING

EGATORK

STATIC TORQUE TRANSDUCERS

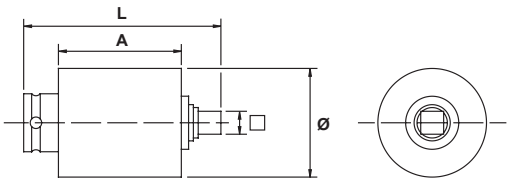

COD.	N.m	Ø (mm)	A (mm)	L (mm)	IN (inch)	OUT (inch)	Kg
59211	2-20	45	50	85	3/8"	3/8"	0,2
59212	5-50						
59213	10-100			90		1/2"	
59214	18-180			95	1/2"		0,3
59215	25-250			105		3/4"	0,4
59216	50-500	55		115	3/4"		0,6
59217	75-750					1"	0,8
59218	100-1000			125	1"		0,9
59219	150-1500			135			1,0
59220	200-2000			145		1.1/2"	1,1
59221	300-3000	85		165	1.1/2"		3,8

12M



TECHNICAL SPECIFICATION	
Calibration certificate	●
Accuracy CW (clockwise)	±2%
Torque resolution (Nm)	0.1% Nominal torque
Unit selection	N.m / Lb.ft / Lb.in / Kg.cm
Battery	DC 3.7V / 650 mAh
Cable	USB-C
Charging port	USB-C (5V/1A)
Data communication to the computer	RF WIRELESS 2.4GHz
Maximum distance of communication	100 m (This distance could be reduced depending on the environment)
FEATURES	
ANGLE AND TORQUE MEASUREMENT with manual tools.	

12M 12 MONTHS OF WARRANTY

EGATORK

TORQUE TRANSDUCERS FOR BITS

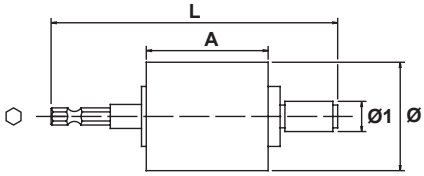

COD.	N.m	Ø (mm)	A (mm)	L (mm)	inch	inch	Kg
59222	0,5-5	45	50	120	1/4"	1/4"	0,2
59223	1-10						
59224	2-20						

12M



TECHNICAL SPECIFICATION	
Calibration certificate	●
Accuracy CW (clockwise)	±2%
Torque resolution (Nm)	0.1% Nominal torque
Unit selection	N.m / Lb.ft / Lb.in / Kg.cm
Battery	DC 3.7V / 650 mAh
Cable	USB-C
Charging port	USB-C (5V/1A)
Data communication to the computer	RF WIRELESS 2.4GHz
Maximum distance of communication	100 m (This distance could be reduced depending on the environment)
FEATURES	
LOW TORQUE MEASUREMENT with screwdriver bits.	

RECEIVER

COD.	Valid for
59226	59200, 59201, 59202, 59203, 59204, 59205, 59206, 59207, 59208, 59209, 59210, 59211, 59212, 59213, 59214, 59215, 59216, 59217, 59218, 59219, 59220, 59221, 59222, 59223, 59224



TORQUE CONTROLLER-FULLY AUTOMATIC

COD.	Max. Flow	L x W x H (mm)	Kg
59225	2000 L/min	320 x 215 x 210	6



• ENAC calibration certificate can be issued on demand
12M 12 MONTHS OF WARRANTY



BE SAFE...BE EFFICIENT

EGATORK®
EGATORK TRANSDUCERS

EGA Master

ART IN INNOVATION

BE SAFE...BE EFFICIENT

HYDRAULIC TOOLS



HYDRAULIC
TOOLS

EGA Master's hydraulic torque wrenches have been designed for controlled tightening of nut-bolt connections. The remotely controlled hydraulic flow and pressure supplied by EGA Master hydraulic power units provide the rotation of the nut on the bolt.

The assortment of square drive and hexagonal cassettes hydraulic torque wrenches allows tightening of a very wide range of nut sizes, both in millimeters and inches. Their small dimensions and high durability make them the perfect tool for several sectors: petrochemical industry, wind sector, power generation, naval sector, etc. Square drive wrenches need additional impact socket wrenches while hexagonal cassette ones don't.





Common features

The 360° x 360° swivel allows a total mobility of the hose, making its use easy and comfortable.

SQUARE DRIVE TORQUE WRENCHES

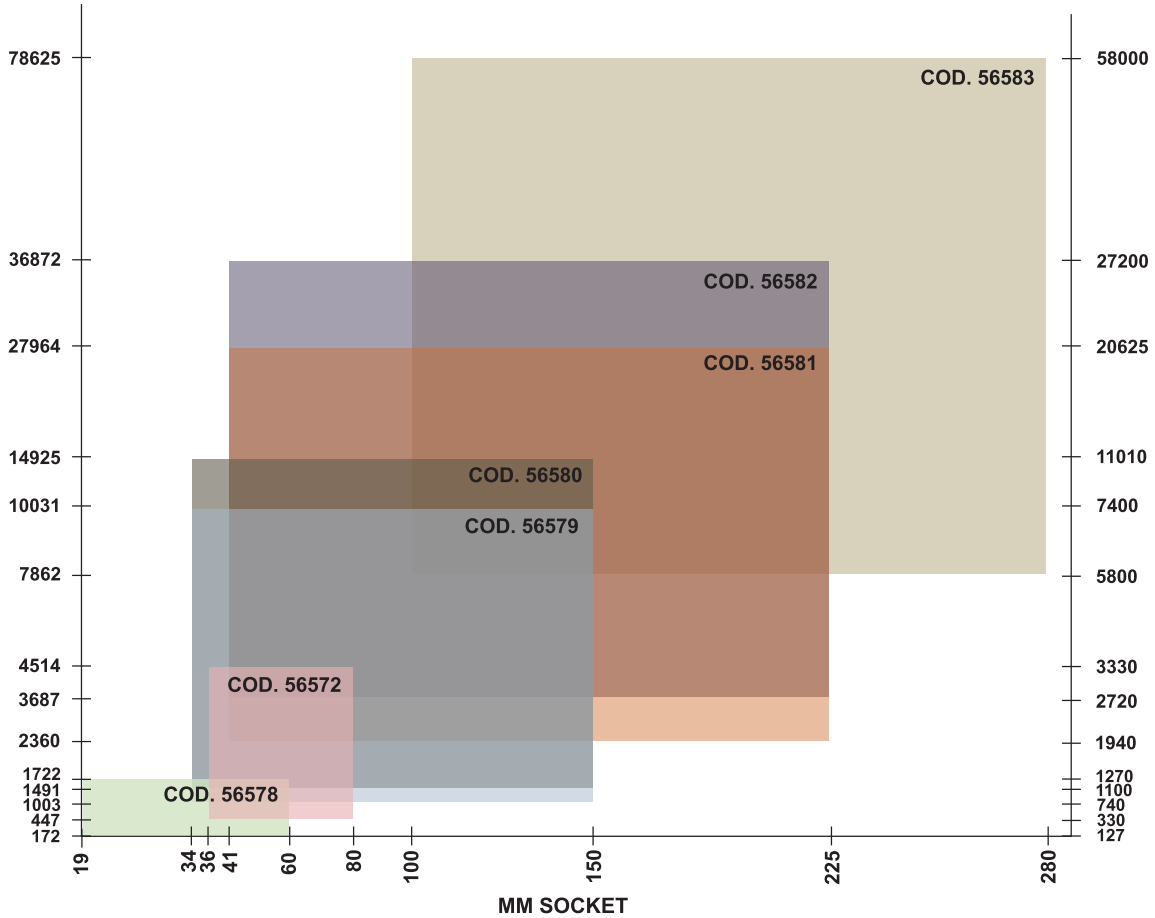

HYDRAULIC TOOLS



SQUARE DRIVE HYDRAULIC TORQUE WRENCHES

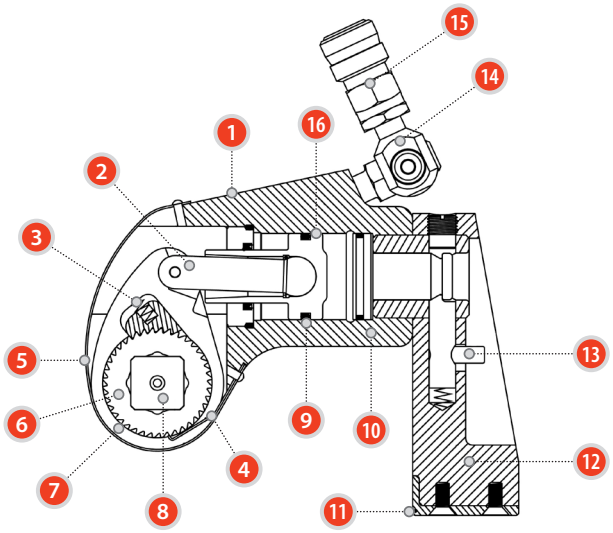



1. **Mono-body housing**
2. **Balanced drive rod**
   Wide load-free piston movement
3. **Multi-tooth drive segment**
   Ensures up to 27 degree torque stroke
4. **Anti-back lash mechanism**
   Provides hands free operation
5. **Laser engraved torque chart**
   No more searching for charts
6. **Multi-tooth ratchet**
   Strong Vascomax teeth provide strength, accuracy and 27 degree torque stroke
7. **One piece drive plate**
   One piece Vascomax drive plate provides longer life and increased durability
8. **Push-through drive**
   Simply push to switch from loosen to tighten
9. **Single seal piston**
   Assures extended maintenance free operation
10. **Direct housing reaction**
    Allows use of tool without reaction arm
11. **Steel reaction boot**
    Field replaceable feature protects reaction arm
12. **Long length reaction arm**
    Allows for reaction on all applications
13. **Reaction arm release button**
    Protected within reaction arm housing
14. **360° x 360° swivel**
    Allows hose to be cleared on all applications
15. **No drip quick connect couplers**
    Assures easy and safe operation
16. **Steel alloy piston**
    Robust composition allows for longer operation cycle

HYDRAULIC
TOOLS

HEXAGONAL CASSETTES TORQUE WRENCHES

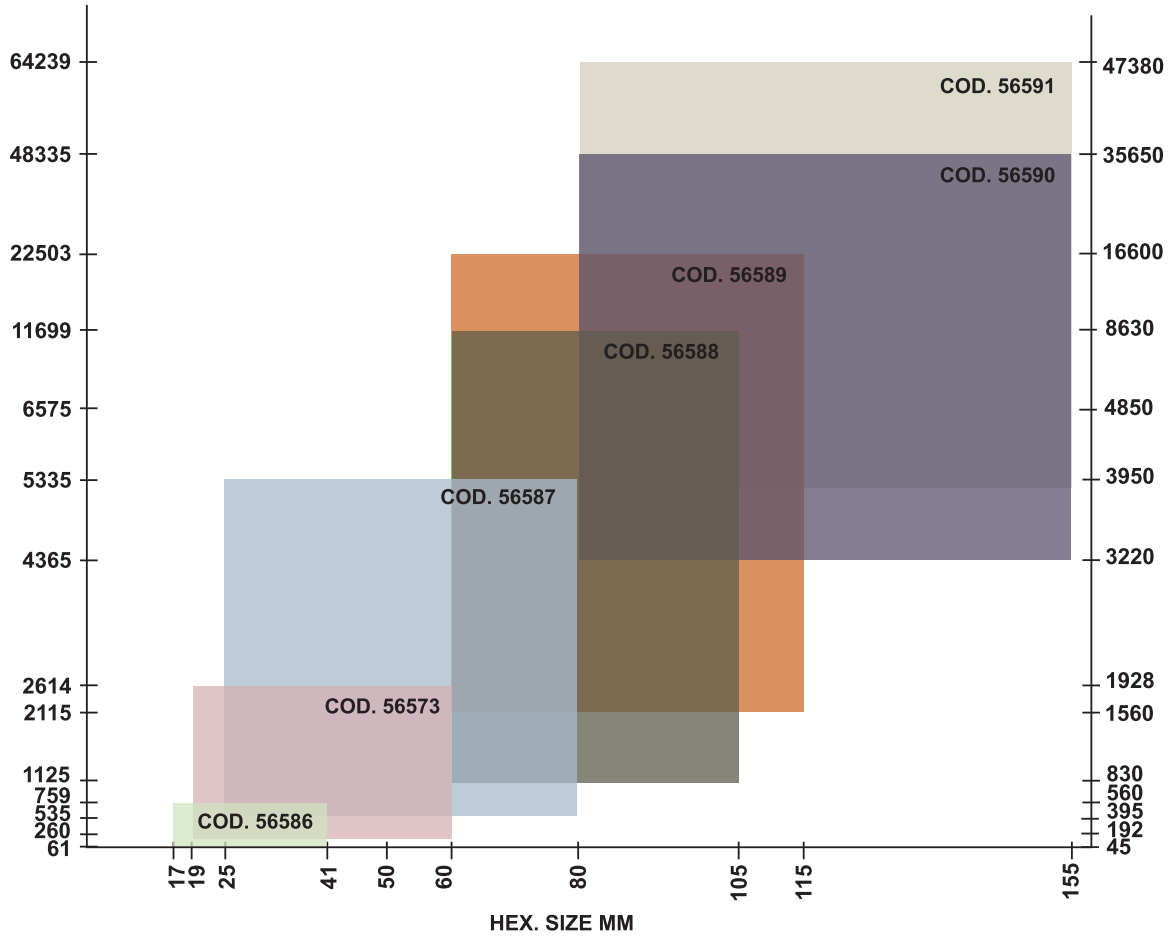



Compact size for use in inaccessible places.

Without tools. The pin can be easily removed to change the cassette.

Small nose radius to use in small spaces.

HYDRAULIC TOOLS

HEXAGONAL HIDRAULIC TORQUE WRENCHES

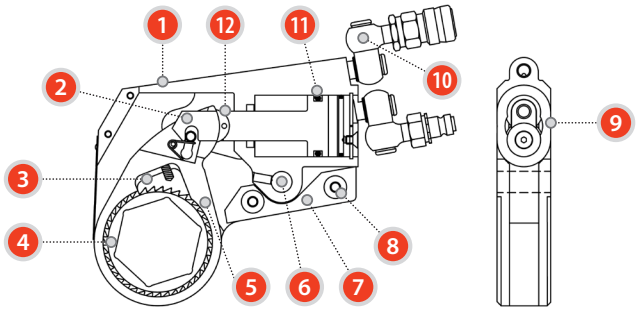



1. **"Peanut-shaped" cylinder**
   Fit both the cylinder and link in confined areas.
2. **Engagement rod**
   Automatically engages link on the first stroke
3. **Never-lock drive paw**
   Ensures tool will never lock on
4. **Multi-tooth ratchet**
   Allows for 27 degree torque stroke accuracy
5. **One piece drive plate**
   Robust alloy provides for small nose radius
6. **Link pin**
   One pin for link to cylinder engagement, no tools required
7. **In-line reaction pad**
   Assures free reaction every time
8. **Steel alignment pin**
   Assures equal load displacement between side plates
9. **Completely flat design**
   Cylinder and link width are equal for tight fits
10. **360˚x360˚ swivel**
    Allows hose to be cleared on all applications
11. **Proprietary piston seal**
    Provides years of maintenance free use
12. **Slider**
    Prevents wear of piston and drive plate and reduces cost of repairs

SOME SITUATIONS WHERE HEXAGONAL TORQUE WRENCHES CAN BE USEFUL

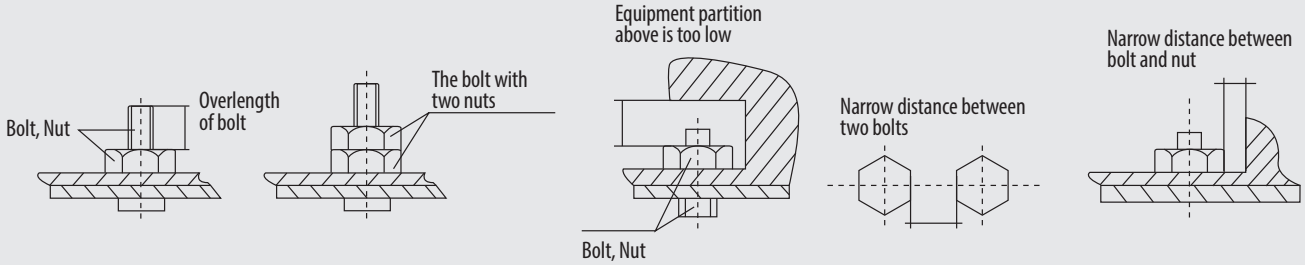

HYDRAULIC
TOOLS

HYDRAULIC TORQUE WRENCHES

SQUARE DRIVE HYDRAULIC TORQUE WRENCHES

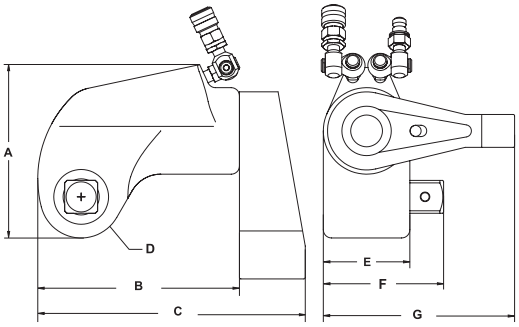



COD.	AF inch	N.m	Ft.lb	Accuracy	Repit.	Duty cycle	A (mm)	B (mm)	C (mm)	D (mm)	E (mm)	F (mm)	G (mm)	Kg
56578	3/4	172-1722	127-1270	±3%	100%	100%	105	120	160	25	50	70	110	1,7
56572	1	447-4514	330-3330				135	155	210	33	65	95	150	4,0
56579	1.1/2	1003-10031	740-7400				180	210	280	45	90	130	200	8,5
56580		1491-14925	1100-11010				200	230	310	49	100	140	220	13
56581	2.1/2	2630-27964	1940-20625				230	240	410	60	125	180	280	28
56582		3687-36872	2720-27200				260	310		65	135	190	300	32
56583		7862-78625	5800-58000				290	390	520	80	165	230	360	60

12M

TECHNICAL SPECIFICATION	
ATEX marking	II 2 G Ex c IIB T4
FEATURES	
Zones 1, 2 GAS	

ACCESSORIES

REACTION ARM

COD.	L x W x H (mm)	Kg
59252	39 x 32 x 244	1,0
59253	51 x 44 x 267	2,0
59254	70 x 54 x 309	4,0
59255	76 x 80 x 324	5,0



12M 12 MONTHS OF WARRANTY

REACTION TUBE

COD.	L (mm)	Ø (mm)	Kg
59256	456	50	3,6
59257	584	66	7,0
59258	558	88	11
59259	609	95	13
59260	457	101	15
59261	381	127	17



HOUSING REACTION PAD

COD.	L x W x H (mm)	Kg
59262	83 x 51 x 38	0,2
59263	114 x 38 x 54	0,4
59264	158 x 51 x 73	1,0
59265	159 x 54 x 73	
59266	210 x 83 x 95	1,5



SOLID SQUARE DRIVE ASSEMBLY

COD.	L (mm)	AF mm	Kg
59267	70	19	0,3
59268	93	25	0,5
59269	129	38	1,5
59270	139		2,0



REACTION ARM ASSEMBLY

COD.	L x W x H (mm)	Kg
59271	54 x 27 x 91	1,0
59272	87 x 25 x 114	1,5



HANDLES

COD.	L x W x H (mm)	Kg
59273	97 x 79 x 38	0,2
59274	115 x 87 x 34	



HYDRAULIC TOOLS

HEXAGONAL HYDRAULIC TORQUE WRENCHES

DRIVE UNIT

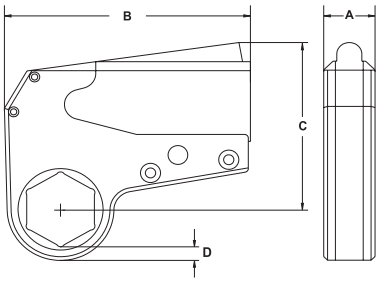



COD.		N.m	Ft.lb	Kg	Kg	Accuracy	Repit.	Duty cycle	A (mm)	B (mm)	C (mm)	D (mm)
56586	56594, 56620	61-759	45-560	0,5	0,5				20	110	85	6
56573	56621, 56653, 56574	260-2614	192-1928	1,5	1,0-1,5				32	165	100	9
56587	56654, 56691	535-5335	395-3950	2,7	2,4-3,4				41	200	145	12
56588	56692, 56732	1125-11699	830-8630	5	5,5-6,5	±3%	100%	100%	50	260	180	14
56589	56733, 56790	2115-22503	1560-16600	7,5	9,5-13				65	330	195	17
56590	56791, 56882	4365-48335	3220-35650	12	13- 18				80	400	240	24
56591		6575-64239	4850-47380	13	13-18				125	430	260	

12M

FEATURES	
Hexagonal link not included	
TECHNICAL SPECIFICATION	
ATEX marking	II 2 G Ex c IIB T4
FEATURES	
Zones 1, 2 GAS	

For a correct choice of accesories and code construction, it is necessary to define the following parameters:

1. Group depending on the drive unit
2. Inlet hexagon size (XX)
3.1 Outlet hexagon size (YY)
3.2 Outlet square drive size (ZZ)

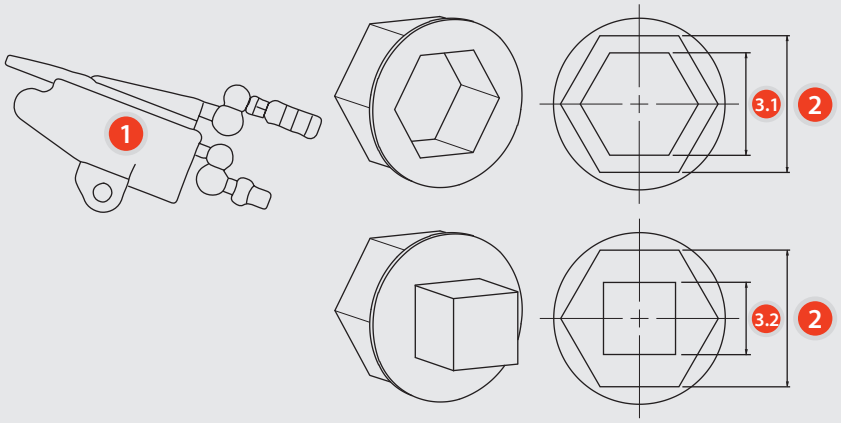

12M 12 MONTHS OF WARRANTY

HEX REDUCER CODE CONSTRUCTION EXAMPLE



1 Drive unit **56587** TABLE 1 Hex. reducer ***group*** = **3**

2 Hexagonal link **56679** (60mm) TABLE 3 XX 60mm = **E4**

3 Nut size TABLE 3 YY 50mm = **D6**

Cod. 3E4D6

3	E4	D6
Hex. reducer group	Hex. In (XX)	Hex. Out (YY)

VERIFICATI ON OF THE OBTAINED CODE "TABLES 2 AND 4"

TABLE 4

COD.		(mm)	(inch)		IN	OUT
56679	56587	60	2.3/8	3XXYY	E4	B6-E1

TABLE 3 **B6=**1" **E1=**55mm (2.3/16")

(YY) D6=50mm

is inside the range

B6-E1

3E4D6 is valid

HYDRAULIC
TOOLS

HEX REDUCER

COD.		IN	OUT
1XXYY	56586	Machine hexagon size (Table 3)	Size of the hexagon of the nut to be tightened (Table 3)
2XXYY	56573		
3XXYY	56587		
4XXYY	56588		
5XXYY	56589		
6XXYY	56590, 56591		

12M



HEXAGONAL TO SQUARE ADAPTER

COD.		IN	AF inch
1XXZZ	56586	Machine hexagon size (Table 3)	Conductor square size (Table 2)
2XXZZ	56573		
3XXZZ	56587		
4XXZZ	56588		
5XXZZ	56589		
6XXZZ	56590, 56591		

12M



BOX HEAD ADAPTER HOUSING

COD.	
54900	56573
54901	56587
54902	56588
54903	59589

12M



BOX HEAD ADAPTOR

COD.		Housing	OUT
200YY	56573	54900	Size of the hexagon of the nut to be tightened (Table 3)
300YY	56587	54901	
400YY	56588	54902	
500YY	56589	54903	

12M



12M 12 MONTHS OF WARRANTY

ACCESORIES SELECTION TABLES

DRIVE UNIT

TABLE 1

	
1	56586
2	56573
3	56587
4	56588
5	56589
6	56590-56591

SQUARE DRIVE MEASURES TABLE

TABLE 2

	
Z1	3/4
Z2	1
Z3	1.1/2
Z4	2.1/2

HEXAGONAL MEASURES TABLE

TABLE 3

	(mm)	(inch)		(mm)	(inch)		(mm)	(inch)
A1	-	1/2	F4	75	2.15/16	K7	140	5.1/2
A2	13	-	F5	-	3	K8	-	5.9/16
A3	-	9/16	F6	-	3.1/16	K9	-	5.5/8
A4	14	-	F7	-	3.1/8	L1	-	5.11/16
A5	-	5/8	F8	80	-	L2	145	-
A6	15	-	F9	-	3.3/16	L3	-	5.3/4
A7	17	-	G1	-	3.1/4	L4	-	5.13/16
A8	-	11/16	G2	-	3.5/16	L5	-	5.7/8
A9	19	3/4	G3	85	-	L6	150	-
B1	-	13/16	G4	-	3.3/8	L7	-	5.15/16
B2	21	-	G5	-	3.7/16	L8	-	6
B3	22	7/8	G6	-	3.1/2	L9	-	6.1/16
B4	-	15/16	G7	90	-	M1	155	-
B5	24	-	G8	-	3.9/16	M2	-	6.1/8
B6	-	1	G9	-	3.5/8	M3	-	6.3/16
B7	27	1.1/16	H1	-	3.11/16	M4	-	6.1/4
B8	-	1.1/8	H2	95	3.3/4	M5	160	-
B9	30	1.3/16	H3	-	3.13/16	M6	-	6.5/16
C1	-	1.1/4	H4	-	3.7/8	M7	-	6.3/8
C2	32	-	H5	100	3.15/16	M8	-	6.7/16
C3	-	1.5/16	H6	-	4	M9	165	6.1/2
C4	35	1.3/8	H7	-	4.1/16	N1	-	6.9/16
C5	36	-	H8	105	4.1/8	N2	-	6.5/8
C6	-	1.7/16	H9	-	4.3/16	N3	170	6.11/16
C7	38	1.1/2	I1	-	4.1/4	N4	-	6.3/4
C8	-	1.9/16	I2	-	4.5/16	N5	-	6.13/16
C9	41	1.5/8	I3	110	-	N6	-	6.7/8
D1	-	1.11/16	I4	-	4.3/8	N7	175	-
D2	-	1.3/4	I5	-	4.7/16	N8	-	6.15/16
D3	46	1.13/16	I6	-	4.1/2	N9	-	7
D4	-	1.7/8	I7	115	-	O1	-	7.1/16
D5	49	1.15/16	I8	-	4.9/16	O2	180	-
D6	50	-	I9	-	4.5/8	O3	-	7.1/8
D7	-	2	J1	-	4.11/16	O4	-	7.3/16
D8	-	2.1/16	J2	120	-	O5	-	7.1/4
D9	-	2.1/8	J3	-	4.3/4	O6	185	-
E1	55	2.3/16	J4	-	4.13/16	O7	-	7.5/16
E2	-	2.1/4	J5	-	4.7/8	O8	-	7.3/8
E3	-	2.5/16	J6	125		O9	-	7.7/16
E4	60	2.3/8	J7	-	4.15/16	P1	190	-
E5	-	2.7/16	J8	-	5	P2	-	7.1/2
E6	-	2.1/2	J9	-	5.1/16	P3	-	7.9/16
E7	65	2.9/16	K1	130	5.1/8	P4	-	7.5/8
E8	-	2.5/8	K2	-	5.3/16	P5	195	7.11/16
E9	-	2.11/16	K3	-	5.1/4	P6	-	7.3/4
F1	70	2.3/4	K4	135	5.5/16	P7	-	7.13/16
F2	-	2.13/16	K5	-	5.3/8	P8	200	7.7/8
F3	-	2.7/8	K6	-	5.7/16			

HYDRAULIC TOOLS

HEXAGONAL LINKS

TABLE 4



COD.		(mm)	(inch)		IN	OUT
56594		-	1/2			
56595		13	-			
56596		-	9/16			
56597		14	-	-	-	-
56598		-	5/8			
56599		15				
56600		17	-			
56604		21			B2	A1-A6
56601		-	11/16		A8	A1
56602		19	3/4		A9	A1-A4
56603		-	13/16		B1	A1-A6
56605		22	7/8		B3	A1-A8
56606		-	15/16		B4	A1-A9
56607		24	-		B5	
56608		-	1		B6	A1-B1
56609		27	1.1/16		B7	A1-B3
56610	56586	-	1.1/8		B8	A1-B4
56611		30	1.3/16		B9	A1-B6
56612		-	1.1/4		C1	A1-B7
56613		32	-		C2	
56614		-	1.5/16	1XXYY	C3	A1-B8
56615		35	1.3/8		C4	A1-B9
56616		36	-		C5	
56617		-	1.7/16		C6	A1-C1
56618		38	1.1/2		C7	A1-C3
56619		-	1.9/16		C8	A1-C4
56620		41	1.5/8		C9	A1-C6
59463		-	1.11/16		D1	A1-C7
59464			1.3/4		D2	A1-C8
59465		46	1.13/16		D3	A1-C9
59466		-	1.7/8		D4	A1-D1
59467		49	1.15/16		D5	A1-D2
59468		50	-		D6	
59469		-	2		D7	A1-D3
56621		19	3/4			
56622		-	13/16	-	-	-
56623		22	7/8			
56624		-	15/16		B4	A9
56625	56573	24	-		B5	
56626		-	1		B6	A9-B1
56627		27	1.1/16	2XXYY	B7	A9-B3
56628		-	1.1/8		B8	A9-B4
56629		30	1.3/16		B9	A9-B6
56630		-	1.1/4		C1	A9-B7
56631		32	-		C2	A9-B7
56632		-	1.5/16		C3	A9-B8
56633		35	1.3/8		C4	A9-B9
56634		36	-		C5	
56635		-	1.7/16		C6	A9-C1
56574		38	1.1/2		C7	A9-C3
56636		-	1.9/16		C8	A9-C4
56637		41	1.5/8		C9	A9-C6
56638		-	1.11/16		D1	A9-C7
56639			1.3/4		D2	A9-C8
56640		46	1.13/16		D3	A9-C9
56641	56573	-	1.7/8	2XXYY	D4	A9-D1
56642		49	1.15/16		D5	A9-D2
56643		50	-		D6	
56644			2		D7	A9-D3
56645		-	2.1/16		D8	A9-D4
56646			2.1/8		D9	A9-D5
56647		55	2.3/16		E1	A9-D7
56648		-	2.1/4		E2	A9-D8
56649			2.5/16		E3	A9-D9
56650		60	2.3/8		E4	A9-E1
56651		-	2.7/16		E5	A9-E2
56652			2.1/2		E6	A9-E3
56653		65	2.9/16		E7	A9-E4
56654		-	1			
56655		27	1.1/16	-	-	-
56656		-	1.1/8			
56657		30	1.3/16		B9	B6
56658		-	1.1/4		C1	B6-B7
56659		32	-		C2	
56660		-	1.5/16		C3	B6-B8
56661		35	1.3/8		C4	B6-B9
56662		36	-		C5	
56663		-	1.7/16		C6	B6-C1
56664		38	1.1/2		C7	B6-C3
56665		-	1.9/16		C8	B6-C4
56666		41	1.5/8		C9	B6-C6
56667		-	1.11/16		D1	B6-C7
56668			1.3/4		D2	B6-C8
56669	56587	46	1.13/16		D3	B6-C9
56670		-	1.7/8	3XXYY	D4	B6-D1
56671		49	1.15/16		D5	B6-D2
56672		50	-		D6	
56673			2		D7	B6-D3
56674		-	2.1/16		D8	B6-D4
56675			2.1/8		D9	B6-D5
56676		55	2.3/16		E1	B6-D7
56677		-	2.1/4		E2	B6-D8
56678			2.5/16		E3	B6-D9
56679		60	2.3/8		E4	B6-E1
56680		-	2.7/16		E5	B6-E2
56681			2.1/2		E6	B6-E3
56682		65	2.9/16		E7	B6-E4
56683		-	2.5/8		E8	B6-E5
56684			2.11/16		E9	B6-E6

12M 12 MONTHS OF WARRANTY

HYDRAULIC TOOLS

COD.		(mm)	(inch)		IN	OUT
56685	56587	70	2.3/4	3XXYY	F1	B6-E7
56686		-	2.13/16		F2	B6-E8
56687			2.7/8		F3	B6-E9
56688		75	2.15/16		F4	B6-F1
56689			3		F5	B6-F2
56690		-	3.1/16		F6	B6-F3
56691			3.1/8		F7	B6-F4
59471		80	-		F8	
56692	56588	-	1.7/8	-	-	-
56693		49	1.15/16			
56694		50	-			
56695			2			
56696		-	2.1/16	4XXYY	D8	D4
56697			2.1/8		D9	D4-D5
56698		55	2.3/16		E1	D4-D7
56699		-	2.1/4		E2	D4-D8
56700			2.5/16		E3	D4-D9
56701		60	2.3/8		E4	D4-E1
56702		-	2.7/16		E5	D4-E2
56703			2.1/2		E6	D4-E3
56704		65	2.9/16		E7	D4-E4
56705		-	2.5/8		E8	D4-E5
56706			2.11/16		E9	D4-E6
56707		70	2.3/4		F1	D4-E7
56708		-	2.13/16		F2	D4-E8
56709			2.7/8		F3	D4-E9
56710		75	2.15/16		F4	D4-F1
56711			3		F5	D4-F2
56712		-	3.1/16		F6	D4-F3
56713			3.1/8		F7	D4-F4
56714		80	-		F8	
56715			3.3/16		F9	D4-F5
56716		-	3.1/4		G1	D4-F6
56717			3.5/16		G2	D4-F7
56718		85	-		G3	D4-F8
56719			3.3/8		G4	D4-F9
56720		-	3.7/16		G5	D4-G1
56721			3.1/2		G6	D4-G2
56722		90	-		G7	D4-G3
56723			3.9/16		G8	D4-G4
56724		-	3.5/8		G9	D4-G5
56725			3.11/16		H1	D4-G6
56726		95	3.3/4		H2	D4-G8
56727		-	3.13/16		H3	D4-G9
56728			3.7/8		H4	D4-H1
56729		100	3.15/16		H5	D4-H2
56730		-	4		H6	D4-H3
56731			4.1/16		H7	D4-H4
56732		105	4.1/8		H8	D4-H5
59472			4.3/16		H9	D4-H6
59473		-	4.1/4		I1	D4-H7
59474			4.5/16		I2	D4-H8
59475		110	-		I3	
59476			4.3/8		I4	D4-H9
59477		-	4.7/16		I5	D4-I1
59478			4.1/2		I6	D4-I2
59479		115	-		I7	D4-I3
59480		-	4.9/16		I8	D4-I4
59481			4.5/8		I9	D4-I5
59482		120	-		J2	D4-I7

COD.		(mm)	(inch)		IN	OUT
56733	56589	55	2.3/16	-	-	-
56734		-	2.1/4			
56735			2.5/16			
56736		60	2.3/8	5XXYY	E4	E1
56737		-	2.7/16		E5	E1-E2
56738			2.1/2		E6	E1-E3
56739		65	2.9/16		E7	E1-E4
56740		-	2.5/8		E8	E1-E5
56741			2.11/16		E9	E1-E6
56742		70	2.3/4		F1	E1-E7
56743		-	2.13/16		F2	E1-E8
56744			2.7/8		F3	E1-E9
56745		75	2.15/16		F4	E1-F1
56746			3		F5	E1-F2
56747		-	3.1/16		F6	E1-F3
56748			3.1/8		F7	E1-F4
56749		80	-		F8	
56750			3.3/16		F9	E1-F5
56751		-	3.1/4		G1	E1-F6
56752			3.5/16		G2	E1-F7
56753		85	-		G3	E1-F8
56754			3.3/8		G4	E1-F9
56755		-	3.7/16		G5	E1-G1
56756			3.1/2		G6	E1-G2
56757		90	-		G7	E1-G3
56758			3.9/16		G8	E1-G4
56759		-	3.5/8		G9	E1-G5
56760			3.11/16		H1	E1-G6
56761		95	3.3/4		H2	E1-G8
56762		-	3.13/16		H3	E1-G9
56763			3.7/8		H4	E1-H1
56764		100	3.15/16		H5	E1-H2
56765		-	4		H6	E1-H3
56766			4.1/16		H7	E1-H4
56767		105	4.1/8		H8	E1-H5
56768			4.3/16		H9	E1-H6
56769		-	4.1/4		I1	E1-H7
56770			4.5/16		I2	E1-H8
56771		110	-		I3	
56772			4.3/8		I4	E1-H9
56773		-	4.7/16		I5	E1-I1
56774			4.1/2		I6	E1-I2
56775		115	-		I7	E1-I3
56776			4.9/16		I8	E1-I4
56777		-	4.5/8		I9	E1-I5
56778			4.11/16		J1	E1-I6
56779		120	-		J2	E1-I7
56780			4.3/4		J3	E1-I8
56781		-	4.13/16		J4	E1-I9
56782			4.7/8		J5	E1-J1
56783		125	-		J6	E1-J2
56784			4.15/16		J7	E1-J3
56785		-	5		J8	E1-J4
56786			5.1/16		J9	E1-J5
56787		130	5.1/8		K1	E1-J7
56788		-	5.3/16		K2	E1-J8
56789			5.1/4		K3	E1-J9
56790		135	5.5/16		K4	E1-K1
56791	56590, 56591	-	3.1/8	-	-	-
56792		80	-			

12M 12 MONTHS OF WARRANTY

HYDRAULIC TOOLS

COD.		(mm)	(inch)		IN	OUT
56793			3.3/16			
56794		-	3.1/4	-	-	-
56795			3.5/16		G2	F7
56796		85	-		G3	F7-F8
56797			3.3/8		G4	F7-F9
56798		-	3.7/16		G5	F7-G1
56799			3.1/2		G6	F7-G2
56800		90	-		G7	F7-G3
56801			3.9/16		G8	F7-G4
56802		-	3.5/8		G9	F7-G5
56803			3.11/16		H1	F7-G6
56804		95	3.3/4		H2	F7-G8
56805		-	3.13/16		H3	F7-G9
56806			3.7/8		H4	F7-H1
56807		100	3.15/16		H5	F7-H2
56808		-	4		H6	F7-H3
56809			4.1/16		H7	F7-H4
56810		105	4.1/8		H8	F7-H5
56811			4.3/16		H9	F7-H6
56812		-	4.1/4		I1	F7-H7
56813			4.5/16		I2	F7-H8
56814		110	-		I3	
56815			4.3/8		I4	F7-H9
56816		-	4.7/16		I5	F7-I1
56817			4.1/2		I6	F7-I2
56818		115	-		I7	F7-I3
56819			4.9/16		I8	F7-I4
56820		-	4.5/8		I9	F7-I5
56821			4.11/16		J1	F7-I6
56822		120	-		J2	F7-I7
56823	56590, 56591		4.3/4	6XXYY	J3	F7-I8
56824		-	4.13/16		J4	F7-I9
56825			4.7/8		J5	F7-J1
56826		125	-		J6	F7-J2
56827			4.15/16		J7	F7-J3
56828		-	5		J8	F7-J4
56829			5.1/16		J9	F7-J5
56830		130	5.1/8		K1	F7-J7
56831		-	5.3/16		K2	F7-J8
56832			5.1/4		K3	F7-J9
56833		135	5.5/16		K4	F7-K1
56834		-	5.3/8		K5	F7-K2
56835			5.7/16		K6	F7-K3
56836		140	5.1/2		K7	F7-K4
56837			5.9/16		K8	F7-K5
56838		-	5.5/8		K9	F7-K6
56839			5.11/16		L1	F7-K7
56840		145	-		L2	
56841			5.3/4		L3	F7-K8
56842		-	5 13/16		L4	F7-K9
56843			5.7/8		L5	F7-L1
56844		150	-		L6	F7-L2
56845			5.15/16		L7	F7-L3
56846		-	6		L8	F7-L4
56847			6.1/16		L9	F7-L5
56848		155	-		M1	F7-L6
56849			6.1/8		M2	F7-L7
56850		-	6.3/16		M3	F7-L8
56851			6.1/4		M4	F7-L9
56852		160	-		M5	F7-M1

COD.		(mm)	(inch)		IN	OUT
56853			6.5/16		M6	F7-M2
56854		-	6.3/8		M7	F7-M3
56855			6.7/16		M8	F7-M4
56856		165	6.1/2		M9	F7-M6
56857		-	6.9/16		N1	F7-M7
56858			6.5/8		N2	F7-M8
56859		170	6.11/16		N3	F7-M9
56860			6.3/4		N4	F7-N1
56861		-	6.13/16		N5	F7-N2
56862			6.7/8		N6	F7-N3
56863		175	-		N7	
56864			6.15/16		N8	F7-N4
56865		-	7		N9	F7-N5
56866			7.1/16		O1	F7-N6
56867	56590, 56591	180	-	6XXYY	O2	F7-N7
56868			7.1/8		O3	F7-N8
56869		-	7.3/16		O4	F7-N9
56870			7.1/4		O5	F7-O1
56871		185	-		O6	F7-O2
56872			7.5/16		O7	F7-O3
56873		-	7.3/8		O8	F7-O4
56874			7.7/16		O9	F7-O5
56875		190	-		P1	F7-O6
56876			7.1/2		P2	F7-O7
56877		-	7.9/16		P3	F7-O8
56878			7.5/8		P4	F7-O9
56879		195	7.11/16		P5	F7-P2
56880		-	7.3/4		P6	F7-P3
56881			7.13/16		P7	F7-P4
56882		200	7.7/8		P8	F7-P5

12M

SPECIFICATION	
ATEX marking	II 2 G Ex c IIB T4
FEATURES	
Zones 1, 2 GAS	

12M 12 MONTHS OF WARRANTY

ACCESSORIES

REACTION ARMS

COD.	L x W x H (mm)	Kg
59230	68 x 15 x 48	0,5
59231	109 x 25 x 82	0,8
59232	142 x 31 x 106	1,0
59233	180 x 44 x 135	2,5
59234	228 x 63 x 161	5,0
59235	284 x 82 x 213	10



COD.	L x W x H (mm)	Kg
59236	342 x 31 x 31	0,5
59237	501 x 47 x 38	2,5
59238	514 x 60 x 50	4,0
59239	529 x 76 x 63	5,0
59240	545 x 92 x 76	8,0
59241	565 x 127 x 98	13



HANDLES

COD.	L x W x H (mm)	Kg
59242	87 x 79 x 38	0,4
59243	115 x 87 x 34	



LOCKING LINKS WITH LANYARD

COD.	Ø (mm)	L (mm)	Kg
59244	12	43	0,2
59246	15	52	
59248	20	64	
59250	25	76	

COD.	Ø (mm)	L (mm)	Kg
59245	12	43	0,2
59247	15	52	
59249	20	64	
59251	25	76	



FEATURES
With large lanyard

BACKUP WRENCHES

COD.	(inch)	(mm)	L (mm)	A (mm)	B (mm)	C (mm)	D (mm)	Kg
59300	1.3/16	30	80	47	6,4	16	9/16	0,2
59301	1.1/4	32	85	49	7,1			
59302	1.7/16	36	100	55	8,6			0,3
59303	1.5/8	41	110	60	9,9	19	3/4	0,4
59304	1.13/16	46	125	65	13			0,5
59305	2	50	140	70	14	25	1.1/8	0,8
59306	2.3/16	55	155	80				1
59307	2.3/8	60	170	85	15	32		1,4
59308	2.9/16	65	180	95	16		1.5/16	1,7
59309	2.3/4	70	200	100				1,8
59310	2.15/16	75	205	105	17			1,9
59311	3.1/8	80	210	110		38	1.1/2	2,6
59312	3.1/2	90	240	130	18			3,4



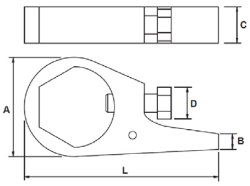

HYDRAULIC
TOOLS

HYDRAULIC POWER UNIT PUMP

EGA Master's hydraulic power unit pumps have been designed according to the needs of the end user. They enable simultaneous use of four wrenches. EGA Master power units are manufactured to work in adverse environments, allowing pressure adjustment to assure the correct torque output to each application.

In addition to the electric drive hydraulic pumps (115VAC or 230VAC), EGA Master provides air drive hydraulic pumps to use them in explosive environments or in applications where the electricity is not available.

ELECTRIC DRIVE

COD.	kW	V	CAP. L
56576	0,6	115 VAC	5,3
56577		230 VAC	

CE | 12M



TECHNICAL SPECIFICATION	
Ports	1
For use with	56572, 56573, 56578, 56579, 56586, 56587, 56588
Flow rate	5,1l/min. @ 70 bar / 0,5l/min @ 700 bar
Max working pressure	700 bar
Remote pendant	4 m
Twinline Hydraulic hose	Not included
Weight without oil	18 Kg

COD.	kW	V	CAP. L
56584	1,6	115 VAC	8,4
56585		230 VAC	
56592		115 VAC	
56593		230 VAC	

CE | 12M



TECHNICAL SPECIFICATION	
Ports	
56584	1
56585	1
56592	4
56593	4
For use with	56572, 56573, 56578, 56579, 56580, 56581, 56582, 56583, 56586, 56587, 56588, 56589, 56590, 56591
Flow rate	10l/min. @ 70 bar / 2,4l/min @ 270 bar / 1,1l/min @ 700 bar
Max working pressure	700 bar
Remote pendant	4 m
Twinline Hydraulic hose	Not included
Weight without oil	
56584	28 Kg
56585	28 Kg
56592	29 Kg
56593	29 Kg

12M 12 MONTHS OF WARRANTY

ATEX ELECTRIC DRIVE

COD.	kW	V	CAP. L
76757	2,2	400 VAC	10

12M



TECHNICAL SPECIFICATION	
Ports	4
For use with	56572, 56573, 56578, 56579, 56580, 56581, 56582, 56583, 56586, 56587, 56588, 56589, 56590, 56591
Flow rate	7,5l/min. @ 70 bar / 0,9l/min @ 700 bar
Max working pressure	700 bar
Remote pendant	5 m
Twinline Hydraulic hose	Not included
Weight without oil	94 Kg
ATEX marking	II 2G Ex IIB T3 Gb X
FEATURES	
Zones 1, 2 GAS	

ATEX AIR DRIVE

COD.	kW	CAP. L
56883 56884	2,9	8,4

12M



TECHNICAL SPECIFICATION	
Ports	
56883	1
56884	4
For use with	56572, 56573, 56578, 56579, 56580, 56581, 56582, 56583, 56586, 56587, 56588, 56589, 56590, 56591
Flow rate	10l/min. @ 70 bar / 2,4l/min. @ 270 bar / 1,1l/min @ 700 bar
Max working pressure	700 bar
Remote pendant	4 m
Twinline Hydraulic hose	Not included
Weight without oil	
56883	27 Kg
56884	28 Kg
ATEX marking	II 3G Ex c IIB T4
FEATURES	
ZONES 2 GAS	

ACCESSORIES

COD.	Description		Kg
56892	Dual hydraulic hose	4,5	4
56894		6	
56898		9	5

12M



TECHNICAL SPECIFICATION	
For pumps	56576, 56577, 56584, 56585, 56592, 56593, 56883, 56884, 76757

12M 12 MONTHS OF WARRANTY

HYDRAULIC
TOOLS

COD.	Description	Kg
56571	4 ports manifold	1,4

12M



TECHNICAL SPECIFICATION	
For pumps	56584, 56585, 56883

COD.	Description	CAP. L	Kg
79815	Hydraulic oil	20	17



HYDRAULIC NUT SPLITTER

EGA Master's hydraulic nut splitters have been designed for removal rusted or stuck nuts quickly and effectively.

It is a unique tool with a head designed to access easily to the nut, equipped with a high-precision blade and designed for a long life; it can be rectified or replaced quickly.

EGA Master offers a range of hydraulic tools which can remove hexagonal nuts whose across flat distance is between 10 to 41 mm.

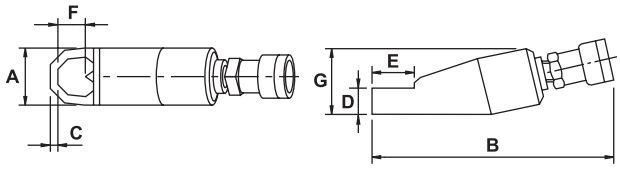

COD.	M	AF mm	TONS.	CAP. cm³	A (mm)	B (mm)	C (mm)	D (mm)	E (mm)	F (mm)	G (mm)
57496	M6-M12	10-19	5	15	45	190	10	20	32	20	55
57497	M12-M16	19-24	10	20	52	214		26	40	27	65
57498	M16-M22	24-32	15	60	62	240	13	30	55	36	80
57502	M22-M27	32-41	20	80	73	268	17	36	67	44	90

12M



TECHNICAL SPECIFICATION	
Weight with oil	
57496	1,5 Kg
57497	2 kg
57498	3 Kg
57502	4,5 Kg
Internal safety valve	●
Spring return cylinder	●
Not to be used on square nuts	●
Maximum hardness to split	44 HRC
Maximum operating pressure	700 bar / 10,000 psi
Connection	Quick coupler screw type

12M 12 MONTHS OF WARRANTY

HYDRAULIC FLANGE SPREADERS

EGA Master's hydraulic flange spreaders have been designed to provide securely the pipe flange maintenance to the operator.

Thanks to the spreaders wedge, EGA Master's hydraulic flange spreaders have a spreading force up to 14 tons, with compact cylinder providing a soft and uniform opening flange.

WITH STUD

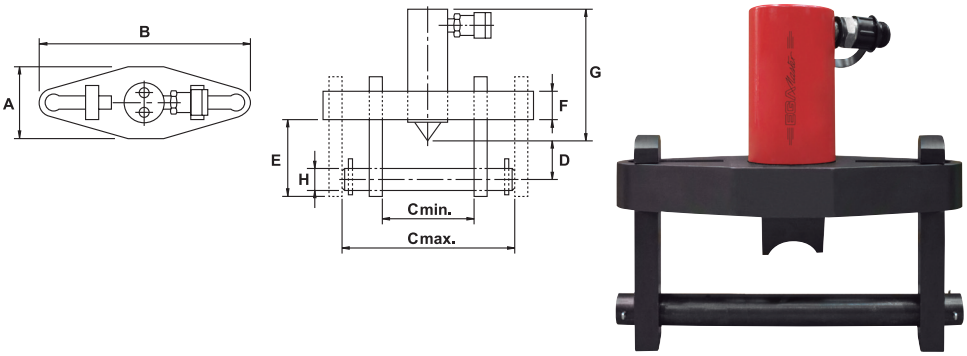

COD.	Max Max	mm	TONS.	A (mm)	B (mm)	C min. (mm)	C max. (mm)	D (mm)	E (mm)	F (mm)	G (mm)	H (mm)	CAP. cm³
57522	2 x 57	3-34	5	75	210	70	150	30	90	25	155	18	200
57523	2 x 85	3-40	10	110	280	105	210	45	115	40	205	27	

12M

TECHNICAL SPECIFICATION		
Weight with oil		
	57522	5 Kg
	57523	12 kg
Stud size		
	57522	18 mm
	57523	27 mm
Stroke		
	57522	38 mm
	57523	54 mm
Internal safety valve		●
Spring return cylinder		●
Maximum operating pressure		700 bar / 10,000 psi
Connection		Quick coupler screw type

12M 12 MONTHS OF WARRANTY

HYDRAULIC
TOOLS

STEPPED

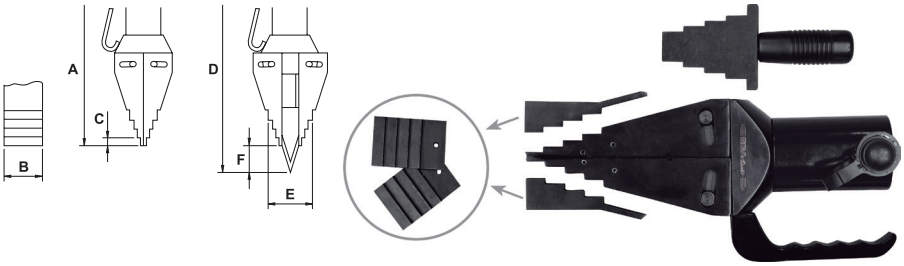

COD.	mm	mm	TONS.	CAP. cm³	A (mm)	B (mm)	C (mm)	D (mm)	E (mm)	F (mm)
57524	6	75	14	78	290	65	15	320	60	35

12M

TECHNICAL SPECIFICATION	
Weight with oil	7,1 Kg
Stepped blocks	2 pcs
Safety block	1 pc
Internal safety valve	●
Spring return cylinder	●
Maximum operating pressure	700 bar / 10,000 psi
Connection	Quick coupler screw type

MANUAL HYDRAULIC PUMP

EGA Master's manual hydraulic pumps have been designed to work to maximum working pressure of 700bar, made of steel to extend its life.

Manual hydraulic pumps of EGA Master incorporate an internal safety valve to provide security of the operator and pump in case of over pressurisation above 700 bar.

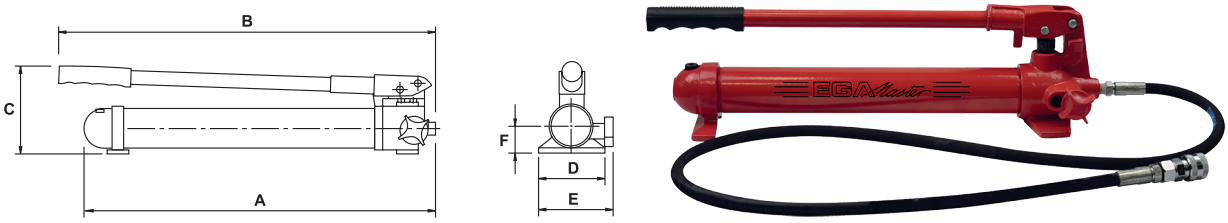

COD.	CAP. cm³	A (mm)	B (mm)	C (mm)	D (mm)	E (mm)	F (mm)
57504	700	550	550	150	130	150	50
57505	2700	600	650	200	135		

12M

12M 12 MONTHS OF WARRANTY

TECHNICAL SPECIFICATION	
For use with	57496, 57497, 57498, 57502, 57522, 57507, 57524
Weight with oil	
57504	10 Kg
57505	14 Kg
Hydraulic hose	1,5 m
Internal safety valve	●
Bomb type	
57504	1-VELO
57505	2-VELO
Maximum operating pressure	700 bar / 10,000 psi
Maximum pumping force	35 Kg
External pressure release valve	●
Connection	Quick coupler screw type
Thread	1/4"

ACCESSORIES

COD.	Description	Kg
59229	Split flow hydraulic manifold	2,5



12M

TECHNICAL SPECIFICATION	
For pumps	57504, 57505
Connection	Quick coupler screw type
Maximum operating pressure	700 bar / 10,000 psi

SPARE PARTS

COD.		Kg
85090	1,5	1,0



TECHNICAL SPECIFICATION	
Connection	Quick coupler screw type
Maximum operating pressure	700 bar / 10,000 psi

12M 12 MONTHS OF WARRANTY



IMPACT SOCKETS

4 & 8 POINT

IMPACT
SOCKETS

1/2"
4 PT. - 1/2"
STANDARD
MM

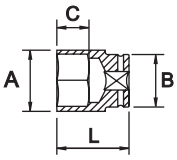



4-POINT

COD.	AF mm	L (mm)	A (mm)	B (mm)	C (mm)	Pt	g	
55620	10	40	20	28	15	4	95	6
55621	11		23				125	
55622	13		25	30	20		130	
57204	14		27				145	
59595	17		32				180	
59596	19	45	35		25		210	
59597	22		39				250	
59598	24	50	43		28		290	
59599	27		46				460	
59600	30	55	52		30			

1/2"
8 PT.- 1/2"
STANDARD
INCH

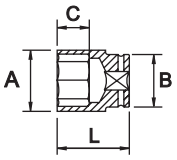



8-POINT

COD.	AF inch	L (mm)	A (mm)	B (mm)	C (mm)	Pt	g	
56350	3/8	38	19	24	6	8	70	6
56351	7/16		21		8		75	
56352	1/2		24		9		80	
56353	9/16		26	26	11		95	
56354	5/8		28	28			110	
56355	11/16		30	30			125	
56356	3/4	40	34	34	13		180	
56357	13/16		36	36	15		195	
56358	7/8		38	38			220	
56359	15/16	45	42		18		285	
56360	1		44				300	
56361	1.1/16	50	46,5	46,5	19		430	
56362	1.1/8		49	49			605	

3/4"
4 PT.- 3/4"
STANDARD
MM

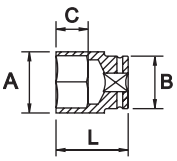



4-POINT

COD.	AF mm	L (mm)	A (mm)	B (mm)	C (mm)	Pt	g	
57190	22	50	44	44	24	4	400	1
57191	24		47					
53922	26		50				450	
57192	27							
53923	28		55				500	
57193	30							
57209	32	60	60		30		700	
53924	35		65				850	
53925	36							
53926	38			55			900	

3/4"
4 PT.- 3/4"
STANDARD
INCH

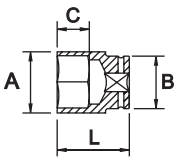



4-POINT

COD.	AF inch	L (mm)	A (mm)	B (mm)	C (mm)	Pt	g	
56394	5/8	52	32	40	13	4	285	1
56395	11/16		34				295	
56396	13/16		42	42	15		380	

FEATURES

Cr-V

IMPACT
SOCKETS

3/4"
8 PT.- 3/4"
STANDARD
INCH

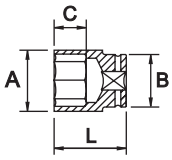



8-POINT

COD.	AF inch	L (mm)	A (mm)	B (mm)	C (mm)	Pt	g	
56363	5/8	50	32	40	13	8	275	1
56364	11/16		34				280	
56365	3/4		40				320	
56366	13/16		42	42	15		360	
56367	7/8		44	44			395	
56368	15/16	52	46		18		425	
56369	1		50				485	
56370	1.1/16	54	53		19		555	
56371	1.1/8		56				585	
56372	1.3/16		58		21		630	
56373	1.1/4	56	61		22		705	
56374	1.5/16		63.5				735	
56375	1.7/16	58	68		24		765	
56376	1.1/2		70				860	

1"
4 PT. - 1"
STANDARD
MM

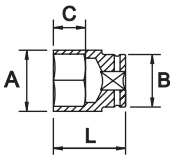



4-POINT

COD.	AF mm	L (mm)	A (mm)	B (mm)	C (mm)	Pt	g	
57194	17	60	40	50	24	4	320	1
57195	18		42				340	
57196	20						350	
57197	21		44				360	
57198	22						370	
57199	23		48	55	27		500	
57200	24		50					
57201	27		55					
57202	30		60				550	
59601	32	65	65	60	35		950	
59602	34							
59603	35						1000	
59604	36		70	70				
59605	38	70					1300	

1"
4 PT. - 1"
STANDARD
INCH

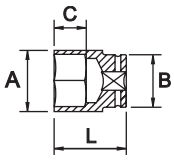



4-POINT

COD.	AF inch	L (mm)	A (mm)	B (mm)	C (mm)	Pt	g	
56397	3/4	57	43	52	13	4	575	1
56398	13/16		44		15		565	
56399	7/8	60	48	54			675	
56400	15/16		50		18		685	
56401	1		53				715	
56402	1.1/8		60		19		840	
56403	1.1/2	75	75		24		1445	

1"
8 PT.- 1"
STANDARD
INCH

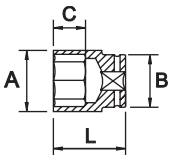



8-POINT

COD.	AF inch	L (mm)	A (mm)	B (mm)	C (mm)	Pt	g	
56377	7/8	60	50	54	15	8	695	1
56378	15/16		52		18		700	
56379	1		54				715	
56380	1.1/8	62	59		19		820	
56381	1.3/16		61		21		850	
56382	1.1/4		63				860	
56383	1.5/16		66		22		905	
56384	1.3/8	65	68	58			1085	
56385	1.7/16	67	71		24		1200	
56386	1.1/2		73				1225	
56387	1.5/8	70	78		27		1365	
56388	1.11/16	74	82	62			1710	
56389	1.3/4		84				1720	
56390	1.13/16	76	86		30		1830	
56391	1.7/8		88				1850	
56392	2	80	94		32		2200	
56393	2.3/16	84	101		35		2655	

FEATURES

Cr-V

IMPACT SOCKETS

SETS

1/2″

4 PT. - 1/2"

STANDARD

MM

COD.	AF inch	PCS.	Pt		Kg
A1108	1/2	4	4	58666	1,2

Composition	Description	
59595, 59596, 59597, 59598	Socket wrenches	17-19-22-24 mm



1″

4 PT. - 1"

STANDARD

MM

COD.	AF inch	PCS.	Pt		Kg
A1109	1	5	4	58666	3,4

Composition	Description	
57194, 57196, 57197, 57198, 57200	Socket wrenches	17-20-21-22-24 mm



INCH

COD.	AF inch	PCS.	Pt		Kg
A1110	1	7	4	58669	6,5

Composition	Description	
56397, 56398, 56399, 56400, 56401, 56402, 56403	Socket wrenches	3/4"-13/16"-7/8"-15/16"-1"-1.1/8"-1.1/2"



1″

8 PT.- 1"

STANDARD

INCH

COD.	AF inch	PCS.	Pt		Kg
A1111	1	13	8	58870	22

Composition	Description	
56377, 56379, 56380, 56381, 56382, 56383, 56384, 56385, 56386, 56387, 56390, 56392, 56393	Socket wrenches	7/8"-1"-1.1/8"-1.3/16"-1.1/4"-1.5/16"-1.3/8"-1.7/16"-1.1/2"-1.5/8"-1.13/16"-2"-2.3/16"



CHECK OUT OUR **FULL RANGE** AT...

Scan the **QR** code and explore our RAILWAY video!



https://youtu.be/ZRfFUEDOtml



...Your strategic partner in every project.



KITS







Description	Carbody Station	Underframe Station	Roof Station	Electrical Cabinet Station	Door Station
Code	JR001	JR002	JR003	JR004	JR005
Sizes	mm	mm	mm	mm	mm
Pcs	144	155	153	80	96







Description	Interior Station	Final Assembly & Commissioning	Warranty Field Service	Training Centre Tool	Bogie Assembly & Maintenance
Code	JR006	JR007	JR008	JR009	JR010
Sizes	mm	mm	mm	mm	mm
Pcs	157	133	171	95	137








Description	Brake System	Interior Fit-Out & Maintenance	HVAC Roof Equipment	Battery System	Hydrogen Train Safety	Coupler Maintenance
Code	JR011	JR012	JR013	JR014	JR015	JR016
Sizes	mm	mm	mm	mm	mm	mm
Pcs	144	145	100	66	94	110

OEM & MANUFACTURING







Description	Rolling Stock Technician	Depot Tool Trolley	Rolling Stock Overhaul	Mobile Maintenance	Refurbishment
Code	JR050	JR051	JR052	JR053	JR054
Sizes	mm	mm	mm	mm	mm
Pcs	110	149	192	92	100









Description	SS 420 Stainless Steel	SS 316 Stainless Steel	Non-Sparking	Non-Magnetic Titanium
Code	JR055	JR056	JR057	JR058
Sizes	mm	mm	mm	mm
Pcs	68	68	38	44

MAINTENANCE & DEPOTS











Description	Signalling Communications	Electrification Catenary	Third Rail Metro Insulated	Track Maintenance Hand Tool	Switches Points Maintenance	Emergency Response	Drone Inspection & Maintenance
Code	JR100	JR101	JR102	JR103	JR104	JR105	JR106
Sizes	mm	mm	mm	mm	mm	mm	mm/inch
Pcs	104	118	60	56	85	76	251

INFRASTRUCTURE, SIGNALLING & ELECTRIFICATION



Why EGA Master?

EGA Master offers high-performance tool kits engineered for demanding rolling stock, infrastructure, and heavy mechanical railway operations.

Designed for maximum safety and efficiency, our solutions ensure reliability during critical depot interventions, overhead line maintenance, or trackside field services.

Knowing that every fleet has unique requirements, we also adapt to you.

Need a customized kit? We precisely tailor tool selections according to your specific technical needs.



Designed for the entire railway lifecycle from OEM assembly to depot and trackside service, EGA Master kits are optimized for production workflows, precision tightening, and rapid interventions to maximize fleet uptime and safety compliance.

RAILWAY TOOL KITS

RAILWAY TOOL KITS

OEM AND MANUFACTURING

CARBODY STATION KIT



KIT COMPOSITION

COD.	PCS.		Sizes in	Kg
JR001	144	50950	mm	120

UNDERFRAME STATION KIT



KIT COMPOSITION

COD.	PCS.		Sizes in	Kg
JR002	155	51674	mm	65

ROOF STATION KIT



KIT COMPOSITION

COD.	PCS.		Sizes in	Kg
JR003	153	58637	mm	34

ELECTRICAL CABINET STATION KIT



KIT COMPOSITION

COD.	PCS.		Sizes in	Kg
JR004	80	58871	mm	15

DOOR STATION KIT



KIT COMPOSITION

COD.	PCS.		Sizes in	Kg
JR005	96	58871	mm	14

INTERIOR STATION KIT



KIT COMPOSITION

COD.	PCS.		Sizes in	Kg
JR006	157	58871	mm	30

Kit contents may be subject to change.

OEM AND MANUFACTURING

FINAL ASSEMBLY AND COMMISSIONING KIT

KIT COMPOSITION



COD.	PCS.		Sizes in	Kg
JR007	133	58637	mm	26

WARRANTY FIELD SERVICE KIT

KIT COMPOSITION



COD.	PCS.		Sizes in	Kg
JR008	171	58637	mm	38

TRAINING CENTRE TOOL KIT

KIT COMPOSITION



COD.	PCS.		Sizes in	Kg
JR009	95	51674	mm	50

BOGIE ASSEMBLY AND MAINTENANCE KIT

KIT COMPOSITION



COD.	PCS.		Sizes in	Kg
JR010	137	57060	mm	300

BRAKE SYSTEM KIT

KIT COMPOSITION



COD.	PCS.		Sizes in	Kg
JR011	144	51039	mm	95

INTERIOR FIT-OUT MAINTENANCE KIT

KIT COMPOSITION



COD.	PCS.		Sizes in	Kg
JR012	145	58637	mm	34

RAILWAY TOOL KITS

OEM AND MANUFACTURING

HVAC ROOF EQUIPMENT KIT



KIT COMPOSITION

COD.	PCS.		Sizes in	Kg
JR013	100	58592	mm	29

BATTERY SYSTEM KIT



KIT COMPOSITION

COD.	PCS.		Sizes in	Kg
JR014	66	58637	mm	23

HYDROGEN TRAIN SAFETY KIT



KIT COMPOSITION

COD.	PCS.		Sizes in	Kg
JR015	94	58592	mm	26

COUPLER MAINTENANCE KIT



KIT COMPOSITION

COD.	PCS.		Sizes in	Kg
JR016	110	57060	mm	360



Kit contents may be subject to change.

MAINTENANCE AND DEPOTS

ROLLING STOCK TECHNICIAN KIT

KIT COMPOSITION



COD.	PCS.		Sizes in	Kg
JR050	110	58637	mm	21

DEPOT TOOL TROLLEY KIT

KIT COMPOSITION



COD.	PCS.		Sizes in	Kg
JR051	149	51039	mm	90

ROLLING STOCK OVERHAUL KIT

KIT COMPOSITION



COD.	PCS.		Sizes in	Kg
JR052	192	57060	mm	360

MOBILE MAINTENANCE KIT

KIT COMPOSITION



COD.	PCS.		Sizes in	Kg
JR053	92	58637	mm	19

REFURBISHMENT KIT

KIT COMPOSITION



COD.	PCS.		Sizes in	Kg
JR054	100	58637	mm	22

SS 420 STAINLESS STEEL KIT

KIT COMPOSITION



STAINLESS STEEL

COD.	PCS.		Sizes in	Kg
JR055	68	58618	mm	10

RAILWAY TOOL KITS

MAINTENANCE AND DEPOTS

SS 316 STAINLESS STEEL KIT



KIT COMPOSITION

STAINLESS STEEL

COD.	PCS.		Sizes in	Kg
JR056	68	58618	mm	11

NON-SPARKING TOOL KIT



KIT COMPOSITION

EX

NON-SPARKING

COD.	PCS.		Sizes in	Kg
JR057	38	50995	mm	13

NON-MAGNETIC TITANIUM TOOL KIT



KIT COMPOSITION

NON-MAGNETIC

COD.	PCS.		Sizes in	Kg
JR058	44	58618	mm	8,0



INFRASTRUCTURE, SIGNALLING AND ELECTRIFICATION

SIGNALLING COMMUNICATIONS KIT



KIT COMPOSITION

COD.	PCS.		Sizes in	Kg
JR100	104	58592	mm	24

ELECTRIFICATION CATENARY KIT



KIT COMPOSITION

COD.	PCS.		Sizes in	Kg
JR101	118	58592	mm	27

Kit contents may be subject to change.

INFRASTRUCTURE, SIGNALLING AND ELECTRIFICATION

THIRD RAIL METRO INSULATED KIT



KIT COMPOSITION

1000V

COD.	PCS.		Sizes in	Kg
JR102	60	58637	mm	18

TRACK MAINTENANCE HAND TOOL KIT



KIT COMPOSITION

COD.	PCS.		Sizes in	Kg
JR103	56	58592	mm	44

SWITCHES POINTS MAINTENANCE KIT



KIT COMPOSITION

COD.	PCS.		Sizes in	Kg
JR104	85	58637	mm	30

EMERGENCY RESPONSE KIT



KIT COMPOSITION

COD.	PCS.		Sizes in	Kg
JR105	76	51720	mm	95

DRONE INSPECTION AND MAINTENANCE KIT



KIT COMPOSITION

COD.	PCS.		Sizes in	Kg
JR106	251	58592	mm/inch	30

...Automated technology

available stock to guarantee supply without delays...



CHECK OUT OUR **FULL RANGE** AT...

www.egamaster.com

We have more than 27.000 references!



to the
Management
Quality

EGA Master

ART IN INNOVATION

BE SAFE...BE EFFICIENT

Bringing together Spain's leading brands

Ibero-american Award

Prince Felipe Award

Ruban d'Honneur European Business Awards

INNOVATIVE SME

NATO OTAN
Commercial and Government Entity (NCAGE)
Code / Código 8552B

TÜVRheinland CERTIFIED
Management System
ISO 9001:2015
ISO 14001:2015
ISO 45001:2018
www.tuv.com
ID 0910098046

Applus
UNE/ISO 37001
AS-0004/21
Systems Certification

to the Management Quality

REDUZCO CALCULO 2025 CO_2

...Your strategic partner in every project.